Q-CAP NEXUS STATIC WHITE

24VDC Flexible Fixtures

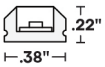

- Flexible encapsulated fixture
- Both helical bend and up/down bend
- 4" bend radius
- Interior and exterior rated (not including FC)
- 60% smaller than QTL's WURM fixture
- standard Q-CAP flexible fixtures are not field cuttable

ORDERING PROCESS

A Specify Non-Field Cuttable Q-CAP

B (Optional) Specify field cuttable 4' piece - used to adjust total run length in the field (dry applications only)

A. NON-FIELD CUTTABLE Q-CAP

A1 PRODUCT	A2 MOUNTING	A3 RATED	A4 CCT	A5 WATTAGE	A6 LENS	A7 WIRE INPUT/ OUTPUT	A8 CONNECTOR/ WIRE IN	A9 CONNECTOR/ WIRE OUT	A10 END CAPS	A11 LENGTH (IN)	A12 EXACT/ OPTIMAL
									WH		

Sample Part Number: **NEXUS-SW-WSC-DRY-30-4.0-ENC/TL-P1-BW-BW-N/A-48"-E**

A1 PRODUCT

NEXUS-SW
NEXUS-SW-USA

Select USA option for BA, BAA and BABA projects.

See last page for compatible power supplies.

A2 MOUNTING

WSC	White Snug Clip
BN-UD-SST-16'	16' BENDIT Up/Down Stainless Steel Channel
BN-UD-SST-32'	32' BENDIT Up/Down Stainless Steel Channel
BN-UD-WH-16'	16' BENDIT Up/Down White Stainless Channel
BN-UD-WH-32'	32' BENDIT Up/Down White Stainless Channel

White snug clip only for cove use, not intended for hanging fixtures upside down.

A3 RATED

DRY	IP20
WET	IP67

A4 CCT

24	2400K
27	2700K
30	3000K
35	3500K
40	4000K

A5 WATTAGE

1.0	1.0W-SO
2.0	2.0W-HO
4.0	4.0W-VHO

SO: Standard Output
HO: High Output
VHO: Very High Output

A6 LENS

ENC/CL	Encapsulated in Clear
ENC/TL	Encapsulated in Translucent

For representation of LED visibility, see Diode Visibility section on following pages

A7 WIRE INPUT/OUTPUT

S1 Single 1 (Input only) - End Feed

P1 Pass Through 1 (Input/Output) - End Feed

A8 CONNECTOR/WIRE IN

BW Bare Wire (Standard 24")

BW: Standard length is 24". Max length is 120". Request custom length by writing in part number next to BW (example: BW48)

BW Bare Wire (Standard 24")

BW: Standard length is 24". Max length is 120". Request custom length by writing in part number next to BW (example: BW48)

A9 CONNECTOR/WIRE OUT

N/A Closed End (No feed)

BW Bare Wire (Standard 24")

BW: Standard length is 24". Max length is 120". Request custom length by writing in part number next to BW (example: BW48)

A10 END CAPS

Single	**WH**	White
Pass Through	**N/A**	Not Applicable

A11 LENGTH (IN)

Minimum length is 12", maximum length is 191" not including end caps. Contact us for lengths under 12".
Available in 1" increments.

A12 EXACT/OPTIMAL

O	Optimal Illumination
E	Exact Specified Length

Exact fixtures are the exact length specified +0 – 1/8".
Optimal fixtures' length is rounded down with illumination end to end.
See Exact/Optimal Fixture Length charts.

5 year warranty | Up/Down & Helical Bend | Data subject to change, all data has +/- 5% tolerance | Only FC fixtures are Field-Cuttable per installation instructions | Field Cuttable is not returnable or refundable after it has been cut

© 2026 QTL. All rights reserved | 155 Hill St. Milford, CT 06460 | 203-367-8777 | sales@QTL.lighting | www.QTL.lighting

Q-CAP NEXUS STATIC WHITE

24VDC Flexible Fixtures

B. FIELD CUTTABLE Q-CAP

B1 PRODUCT	B2 MOUNTING	B3 RATED	B4 CCT	B5 WATTAGE	B6 LENS	B7 WIRE INPUT/ OUTPUT	B8 CONNECTOR/ WIRE IN	B9 CONNECTOR/ WIRE OUT	B10 END CAPS	B11 LENGTH (IN)	B12 EXACT/ OPTIMAL
NEXUS-FC-SW		DRY				S1	BW	N/A	WH	48”	N/A

Sample Part Number: **NEXUS-SW-WSC-DRY-30-4.0-ENC/TL-P1-BW-BW-N/A-48"-E**

B1 PRODUCT

NEXUS-FC-SW

See last page for compatible power supplies.

B2 MOUNTING

WSC	White Snug Clip
BN-UD-SST-16’	16’ BENDIT Up/Down Stainless Steel Channel
BN-UD-SST-32’	32’ BENDIT Up/Down Stainless Steel Channel
BN-UD-WH-16’	16’ BENDIT Up/Down White Stainless Channel
BN-UD-WH-32’	32’ BENDIT Up/Down White Stainless Channel

White snug clip only for cove use, not intended for hanging fixtures upside down.

B3 RATED

DRY IP20

B4 CCT

24	2400K
27	2700K
30	3000K
35	3500K
40	4000K

B5 WATTAGE

1.0	1.0W-SO
2.0	2.0W-HO
4.0	4.0W-VHO

SO: Standard Output
HO: High Output
VHO: Very High Output

B6 LENS

ENC/CL	Encapsulated in Clear
ENC/TL	Encapsulated in Translucent

For representation of LED visibility, see Diode Visibility section on following pages

B7 WIRE INPUT/OUTPUT

S1 Single 1 (Input only) - End Feed

B8 CONNECTOR/WIRE IN

BW Bare Wire (Standard 24")

BW: Standard length is 24". Max length is 120". Request custom length by writing in part number next to BW (example: BW48)

B9 CONNECTOR/WIRE OUT

N/A Closed End (No feed)

B10 END CAPS

Single

WH White

B11 LENGTH (IN)

48” Nominal

Starting Run length is 48.55" for S1
Each cut point subtracts from the Starting Run Length
1.0, 2.0, & 4.0 have a 1" cut point
S1 can be cut down to as little as 1.55" for SW

B12 EXACT/OPTIMAL

N/A

© 2026 QTL. All rights reserved | 155 Hill St. Milford, CT 06460 | 203-367-8777 | sales@QTL.lighting | www.QTL.lighting

Q-CAP NEXUS STATIC WHITE

24VDC Flexible Fixtures

1 PRODUCT - DIMENSIONS

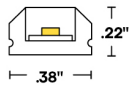

Profile
(Standard)

BEND RADIUS

Up/Down Bend

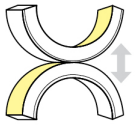

4" bending radius

Helical Bend

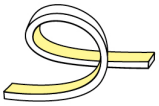

4" bending radius
Max recommended rotation of 1 rotation per 16"

FLEXIBILITY

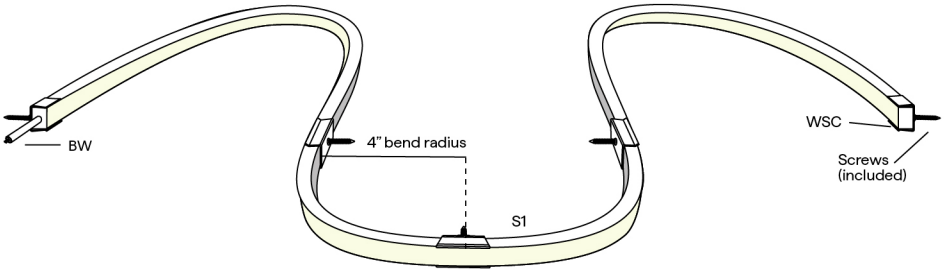

2 MOUNTING

WSC

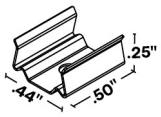

White Snug Clip
Indirect uplight

To order separately use WSC-02

Each clip comes with a #4x5/8" flat screw

BN-UD

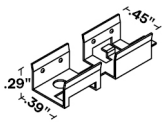

BENDIT Channel
Vertical Stainless Steel
Flexible Channel

Continuous mounting solution for flexible fixtures, 16' or 32' field cuttable lengths

To order separately use either MICRO5-BN-UD-S-SST-16', MICRO5-BN-UD-S-SST-32', MICRO5-BN-UD-S-WH-16', or MICRO5-BN-UD-S-WH-32'

64 #4-40 1/2" screws provided per 16'

© 2026 QTL. All rights reserved | 155 Hill St. Milford, CT 06460 | 203-367-8777 | sales@QTL.lighting | www.QTL.lighting

Q-CAP NEXUS STATIC WHITE

24VDC Flexible Fixtures

4 / 5 DELIVERED LUMENS

[Calculated L70 = 40000 hrs]
Tested with NEXUS-SW-WSC-DRY

CCT	1.0W/FT				2.0W/FT				4.0W/FT			
	ENC/CL		ENC/TL		ENC/CL		ENC/TL		ENC/CL		ENC/TL	
	LM	CRI	LM	CRI	LM	CRI	LM	CRI	LM	CRI	LM	CRI
2400K	48	94	37	93	129	93	98	94	285	93	251	93
2700K	50	96	38	96	137	97	99	96	295	97	253	96
3000K	53	96	39	98	141	96	101	98	304	96	252	98
3500K	55	97	41	98	149	97	104	98	306	97	271	98
4000K	59	98	44	98	159	98	112	98	313	97	293	98

TEMPERATURE RATINGS

	1.0 W/FT		2.0 W/FT		4.0 W/FT	
	Min	Max	Min	Max	Min	Max
Ambient Operating Temp - Surface	-4°F	135°F	-4°F	125°F	-4°F	100F
Storage Temp	-4°F	140°F	-4°F	140°F	-4°F	140°F
Installation Temp	50°F	100°F	50°F	100°F	50°F	100°F

BUG RATING

WATTAGE	B	U	G
1.0 (ALL CCTs), 2.0 (ALL CCTs), 4.0 (ALL CCTs)	B0	U1	G0

7 WIRE INPUT/OUTPUT

SINGLE (Input only)

S1

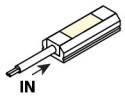

End Feed

PASS THROUGH (Input/Output) - Only applicable for Non-Field Cuttable Q-CAP

P1

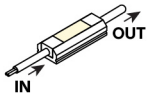

End Feed

© 2026 QTL. All rights reserved | 155 Hill St. Milford, CT 06460 | 203-367-8777 | sales@QTL.lighting | www.QTL.lighting

Q-CAP NEXUS STATIC WHITE

24VDC Flexible Fixtures

CONFIGURATION OPTIONS

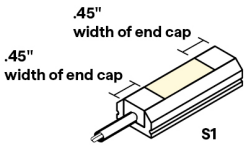

Single End Feed

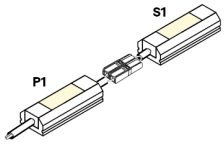

Connection by others

Non-Continuous End Feed

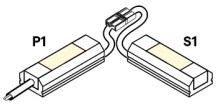

Connection by others

Non-Continuous Corner Feed

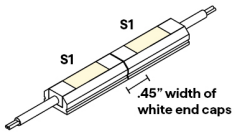

Continuous End to End Feed

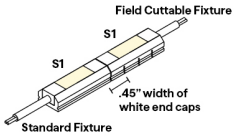

Field Cuttable - Continuous End to End Feed

FIELD CUTTABLE MARKING

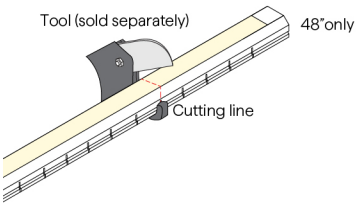

Field cuttable fixtures are sold in 4' increments and go at the end of a run, allowing for easy field adjustment

Note: Only FC fixtures are field cuttable — Do not attempt to cut non FC fixtures.
Cut only on the marked cut lines. Only cut from non-feed end. Do not attempt to cut while power is on.

8 / 9 CONNECTOR/WIRE – IN/OUT

Connector/Wire In or Out not needed to specify product. Typical selection is S1 for Wire Input/Output, BW for Connector/Wire In, N/A for Connector/Wire Out, and WH for End Caps

BW

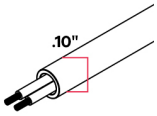

Bare Wire 24"
Stranded 22 AWG

10 END CAPS (NO FEED)

WH
(only used in
A. Non-Field Cuttable
Q-CAP)

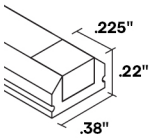

White endcaps
.0" added at end

.225" dim spot

END CAPS (WITH FEED)

End Feed

S1, P1

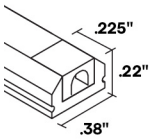

White endcaps
.0" added at end

.225" dim spot

11 LENGTH - WIRING DETAIL

© 2026 QTL. All rights reserved | 155 Hill St. Milford, CT 06460 | 203-367-8777 | sales@QTL.lighting | www.QTL.lighting

Q-CAP NEXUS STATIC WHITE

24VDC Flexible Fixtures

Available in 1" increments 12"-191"

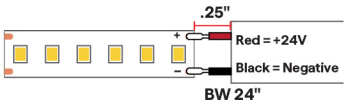

12 EXACT/OPTIMAL FIXTURE LENGTH

E/O Length Calculator → E/O Explained →

Exact fixtures are the exact length specified. Optimal fixtures' length is rounded down based on LED cut points to allow the fixture to be illuminated end to end. For runs with multiple fixtures that need to fill a specific length, it's recommended to order all optimal fixtures with an exact fixture at the end of the run.

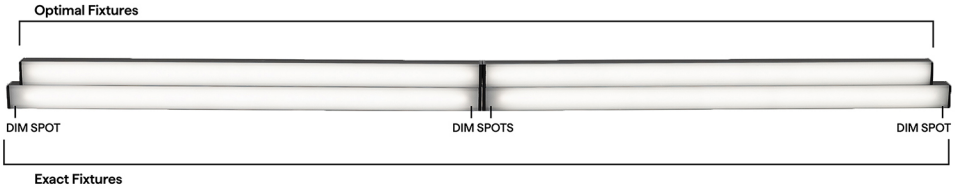

SW LENGTHS BY INCH

Available in any length in between 12" and 191", chart below shows example lengths. Exact fixtures are the length specified. Optimal fixtures' length is rounded down with illumination end to end. All fixtures' tolerance is +0 – 1/8". Consult factory for lengths under 12".

EXACT LENGTH

Requested Length	Potential dim spot on either end of fixture
12"	.5"
13"	.5"
14"	.5"
15"	.5"
16"	.5"
17"	.5"
18"	.5"
19"	.5"
20"	.5"
21"	.5"
22"	.5"
23"	.5"
24"	.5"
36"	.5"
48"	.5"
60"	.5"
72"	.5"
84"	.5"
96"	.5"

OPTIMAL LENGTH

Requested Nominal Length	S1	P1
	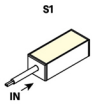 End Feed	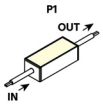 End Feed
12"	11.63"	11.75"
13"	12.63"	12.75"
14"	13.63"	13.75"
15"	14.63"	14.75"
16"	15.63"	15.75"
17"	16.63"	16.75"
18"	17.63"	17.75"
19"	18.63"	18.75"
20"	19.63"	19.75"
21"	20.63"	20.75"
22"	21.63"	21.75"
23"	22.63"	22.75"
24"	23.63"	23.75"
36"	35.63"	35.75"
48"	47.63"	47.75"
60"	59.63"	59.75"
72"	71.63"	71.75"
84"	83.63"	83.75"
96"	95.63"	95.75"

© 2026 QTL. All rights reserved | 155 Hill St. Milford, CT 06460 | 203-367-8777 | sales@QTL.lighting | www.QTL.lighting

Q-CAP NEXUS STATIC WHITE

24VDC Flexible Fixtures

COMPATIBLE POWER SUPPLIES

See power supplies cut sheets for more information. Data subject to change, all data has +/- 5% tolerance.

DIM TO LEVEL	INDOOR	OUTDOOR
	MICRO 5-SW	MICRO 5-SW
Dim to Black	Q6M-DC+CAP QTM-DC+CAP iQ-PH+QD1	QOM-DC+CAP QOM-PH
0.1%	QT-CAB-QZ-PH/0-10V QT-CAB-eLED+0-10V QT-CAB-eLED+0-10V-AWN QT-CAB-eLED+DALI-DT6 QT-CAB-eLED+DALI-DT6-AWN QTM-eLED+0-10V QTM-eLED+0-10V-AWN QTM-eLED+DALI-DT6 QTM-eLED+DALI-DT6-AWN QZ-BOWTIE+DIMMER QZ-DMX QZ-PH/0-10V QZ-STICK-PH/0-10V QZLP	Q-SET-QZ-DMX Q-SET-QZ-PH/0-10V Q-SET-eLED+0-10V QOM-eLED+0-10V QOM-eLED+DALI-DT6 QOM-eLED+PS-DALI-DT6 QZ-DMX QZ-PH/0-10V
1%	QTM-eLED(E) QZ-DALI-DT6	Q-SET+QZ-DALI-DT6 QZ-DALI-DT6
10%	Non-Dim Power Supply with SW App Dongle	Q-HEX-mini-DC Q-SET-mLED

DIMMING PROTOCOL	INDOOR	OUTDOOR
	MICRO 5-SW	MICRO 5-SW
Non-Dim	QT-CAB-eLED-ND QTM-eLED-ND QZ-ND	Q-SET-QZ-ND Q-SET-eLED-ND QOM-eLED-ND QZ-ND
Phase	Q6M-DC+CAP QT-CAB-QZ-PH/0-10V QTM-DC+CAP QTM-eLED(E) QZ-BOWTIE+DIMMER QZ-PH/0-10V QZ-STICK-PH/0-10V QZLP iQ-PH+QD1	Q-HEX-mini-DC Q-SET-QZ-PH/0-10V Q-SET-mLED QOM-DC+CAP QOM-PH QZ-PH/0-10V
0-10V	QT-CAB-QZ-PH/0-10V QT-CAB-eLED+0-10V QT-CAB-eLED+0-10V-AWN QTM-eLED+0-10V QTM-eLED+0-10V-AWN QZ-PH/0-10V QZ-STICK-PH/0-10V QZLP	Q-SET-QZ-PH/0-10V Q-SET-eLED+0-10V QOM-eLED+0-10V QZ-PH/0-10V
Lutron Athena	QT-CAB-eLED+0-10V-AWN QT-CAB-eLED+DALI-DT6-AWN QTM-eLED+0-10V-AWN QTM-eLED+DALI-DT6-AWN	
ECO System	QTM-eLED(E)	
DMX	QZ-DMX	Q-SET-QZ-DMX QZ-DMX
DALI-2: DT6	QT-CAB-eLED+DALI-DT6 QT-CAB-eLED+DALI-DT6-AWN QTM-eLED+DALI-DT6 QTM-eLED+DALI-DT6-AWN QZ-DALI-DT6	Q-SET+QZ-DALI-DT6 QOM-eLED+DALI-DT6 QZ-DALI-DT6
SCENE App Dimmed	Non-Dim Power Supply with SW App Dongle	

© 2026 QTL. All rights reserved | 155 Hill St. Milford, CT 06460 | 203-367-8777 | sales@QTL.lighting | www.QTL.lighting

Q-CAP NEXUS STATIC WHITE

24VDC Flexible Fixtures

COMPATIBLE MOUNTING ACCESSORIES

NJ-MICRO

J Mounting Bracket

BL-MICRO



Backwards L Mounting Bracket

SD-L-MICRO

L Mounting Bracket

NL-MICRO

L Mounting Bracket

iQ-QCAP-UNV-CUTTER

QTL recommended FC Cutter

COMPATIBLE WIRING ACCESSORIES

Q-mini-J

UL Listed, miniature junction box, DRY/DMP (WET rated with silicone)

Q-mini-J5



UL Listed, miniature junction box, DRY/DMP (WET rated with silicone)

BARREL-EXT

8ft barrel cable extender DRY ONLY

BARREL FOUR-FER

Splits lead from one to four LED Barrel connector fixtures, DRY/DMP

CON120-EXT

10ft Con cable extender DRY/DMP/WET

CON FOUR-FER

Splits lead from one to four LED Con connectors DRY/DMP/WET

COMPATIBLE CONTROL ACCESSORIES

SCENE APP DONGLE

Wi-Fi or Bluetooth Connectivity

COMPATIBLE APPS

NFC APP

Q-NFC

Read and write DMX addresses and adjust voltage

© 2026 QTL. All rights reserved | 155 Hill St. Milford, CT 06460 | 203-367-8777 | sales@QTL.lighting | www.QTL.lighting