




# Q-CAP ANYBEND™ STATIC WHITE

24VDC Flexible Fixtures



- Flexible encapsulated fixture
- Both up/down bend and side bend
- Interior and exterior rated (not including FC)
- Four different mounting options
- Utilize clear endcaps for continuous runs
- 60% smaller than QTL's KURV fixture
- Do not cut Non-Field Cuttable Q-CAP flexible fixtures

1	2	3	4	5	6	7	8	9	10	11
PRODUCT	MOUNTING	RATED	CCT	WATTAGE	LENS	WIRE INPUT / OUTPUT	CONNECTOR / WIRE IN	CONNECTOR / WIRE OUT	END CAPS	LENGTH
								N/A		48"

Sample Part Number: **ANBD-SW-PPS-2-DRY-30-4.0-ENC/TL-P1A-BW-BW-N/A-48"-E**

<b>1</b> <b>PRODUCT</b> <b>ANBD-SW</b> <b>ANBD-SW-USA</b>  Select USA option for BA, BAA and BABA projects.  See last page for compatible power supplies.	<b>2</b> <b>MOUNTING</b>  <b>PPS-2</b> PVC Clip <b>PPS-96</b> PVC Channel <b>PPS-LP-2</b> PVC Low Profile Clip <b>PPS-LP-96</b> PVC Low Profile Channel <b>WSC</b> White Snug Clip <b>BN-SB-SST-16'</b> 16' BENDIT Side Stainless Steel Channel <b>BN-SB-SST-32'</b> 32' BENDIT Side Stainless Steel Channel <b>BN-SB-WH-16'</b> 16' BENDIT Side White Channel <b>BN-SB-WH-32'</b> 32' BENDIT Side White Channel <b>BN-UD-SST-16'</b> 16' BENDIT Up/Down Stainless Steel Channel <b>BN-UD-SST-32'</b> 32' BENDIT Up/Down Stainless Steel Channel <b>BN-UD-WH-16'</b> 16' BENDIT Up/Down White Channel <b>BN-UD-WH-32'</b> 32' BENDIT Up/Down White Channel  White snug clip only for indirect cove use, not intended for hanging fixtures upside down.	<b>3</b> <b>RATED</b>  <b>DRY</b> IP20 <b>WET</b> IP67	<b>4</b> <b>CCT</b>  <b>24</b> 2400K <b>27</b> 2700K <b>30</b> 3000K <b>35</b> 3500K <b>40</b> 4000K	<b>5</b> <b>WATTAGE</b>  <b>1.0</b> 1.0W-SO <b>2.0</b> 2.0W-HO <b>4.0</b> 4.0W-VHO  SO: Standard Output HO: High Output VHO: Very High Output	<b>6</b> <b>LENS</b>  <b>ENC/CL</b> Encapsulated in Clear <b>ENC/TL</b> Encapsulated in Translucent  For representation of LED visibility, see Diode Visibility section on following pages	<b>7</b> <b>WIRE INPUT/OUTPUT</b>  <b>S1A</b> Single 1 (Input only) - End Feed <b>S1B</b> Single 1 (Input only) - End Feed	<b>8</b> <b>CONNECTOR/WIRE IN</b>  <b>BW</b> Bare Wire (Standard 24") <b>BRL</b> Barrel <b>CON6</b> Connector 6" <b>CON24</b> Connector 24"  BW: Standard length is 24". Max length is 120". Request custom length by writing in part number next to BW (example: BW48)	<b>9</b> <b>CONNECTOR/WIRE OUT</b>  <b>N/A</b> Closed End (No feed)	<b>10</b> <b>END CAPS</b>  <b>CL</b> Clear <b>WH</b> White	<b>11</b> <b>LENGTH</b>  <b>48"</b> Optimal  Minimum length is 12", maximum length is 191" not including end caps. Contact us for lengths under 12". Available in 1" increments.
--	---	--	---	--	--	--	---	--	--	---

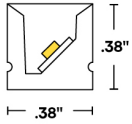
5 year warranty | Up/Down, Side Bend | Data subject to change, all data has +/- 5% tolerance | Only FC fixtures are Field-Cuttable per installation instructions | Field Cuttable is not returnable or refundable after it has been cut



# Q-CAP ANYBEND™ STATIC WHITE

24VDC Flexible Fixtures

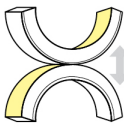
## 1 PRODUCT - DIMENSIONS



Profile  
(Standard)

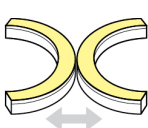
### BEND RADIUS

Up/Down Bend



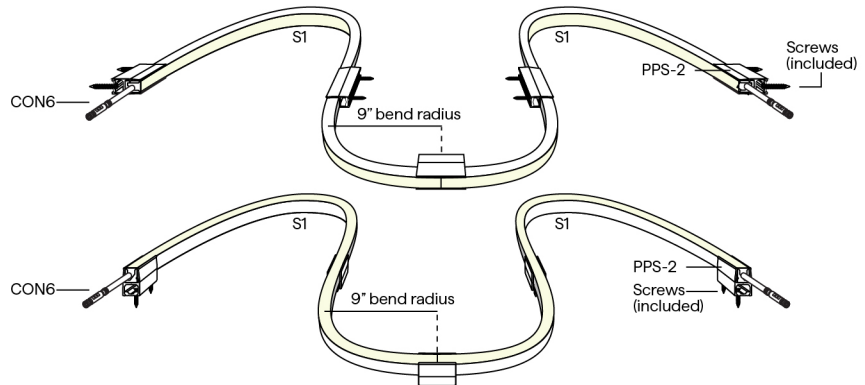
9" bending radius

Side Bend



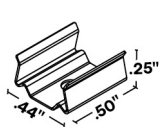
9" bending radius

### FLEXIBILITY



## 2 MOUNTING

WSC

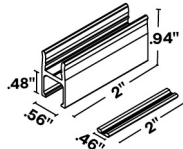


White Snug Clip  
Indirect uplight

To order separately use WSC-02

Each clip comes with a #4x5/8" flat screw

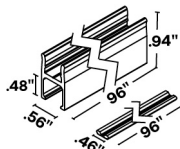
PPS-2



PVC Mounting Clip

To order separately use MICRO5-PPS2

PPS-96

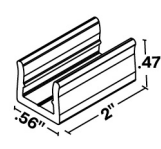


96" straight linear run

To order separately use MICRO5-PPS-96

Each clip comes with a #6" flat screw

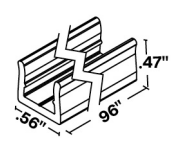
PPS-LP-2



Low profile PVC  
Mounting Clip

To order separately use MICRO5-PPS-LP-2

PPS-LP-96



Low profile PVC channel  
96" straight linear run

To order separately use MICRO5-PPS-LP-96

Each clip comes with a #6" flat screw

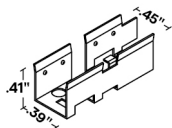


# Q-CAP ANYBEND™ STATIC WHITE

## 24VDC Flexible Fixtures

### MOUNTING CONTINUED

BN-SB



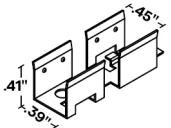
BENDIT Channel  
Horizontal Stainless Steel  
Flexible Channel

Continuous mounting solution for flexible fixtures, 16' or 32' field cuttable lengths

To order separately use either MICRO5-BN-SB-SST-16', MICRO5-BN-SB-SST-32', MICRO5-BN-SB-WH-16', or MICRO5-BN-SB-WH-32'

64 #4-40 1/2" screws provided per 16'

BN-UD



BENDIT Channel  
Vertical Stainless Steel  
Flexible Channel

Continuous mounting solution for flexible fixtures, 16' or 32' field cuttable lengths

To order separately use either MICRO5-BN-UD-SST-16', MICRO5-BN-UD-SST-32', MICRO5-BN-UD-WH-16', or MICRO5-BN-UD-WH-32'

64 #4-40 1/2" screws provided per 16'

### 4 / 5 DELIVERED LUMENS

[Calculated L70 = 40000 hrs]  
Tested with ANBD-SW-WSC-DRY

CCT	1.0W/FT				2.0W/FT				4.0W/FT			
	ENC/CL		ENC/TL		ENC/CL		ENC/TL		ENC/CL		ENC/TL	
	LM	CRI	LM	CRI	LM	CRI	LM	CRI	LM	CRI	LM	CRI
2400K	44	93	49	92	120	93	131	92	260	93	253	93
2700K	48	96	32	98	133	97	85	98	283	97	186	98
3000K	52	95	47	96	140	95	127	97	300	96	217	97
3500K	51	98	41	98	137	98	109	98	296	97	247	98
4000K	46	97	53	98	122	97	138	98	275	96	304	97

### 6 DIODE VISIBILITY

### TEMPERATURE RATINGS

	1.0 W/FT		2.0 W/FT		4.0 W/FT	
	Min	Max	Min	Max	Min	Max
Surface Mounted	-4°F	135°F	-4°F	130°F	-4°F	105°F
Storage Temp	-4°F	140°F	-4°F	140°F	-4°F	140°F
Installation Temp	50°F	100°F	50°F	100°F	50°F	100°F

### BUG RATING

WATTAGE	B	U	G
1.0 (ALL CCTs), 2.0 (ALL CCTs), 4.0 (ALL CCTs)	B0	U1	G0

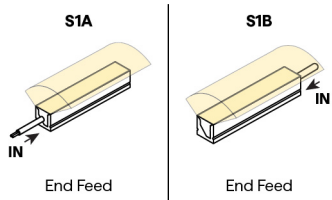


# Q-CAP ANYBEND™ STATIC WHITE

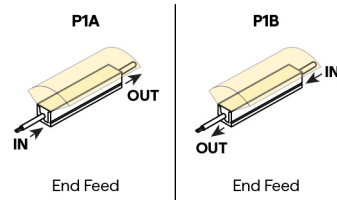
24VDC Flexible Fixtures

## 7 WIRE INPUT/OUTPUT

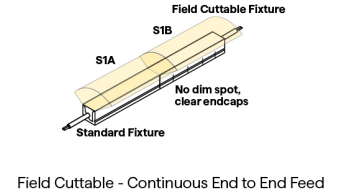
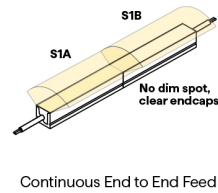
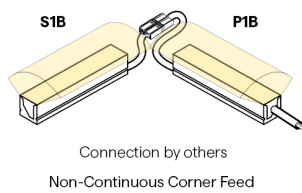
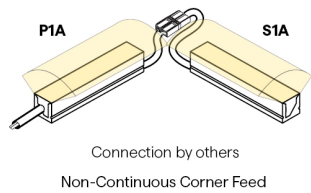
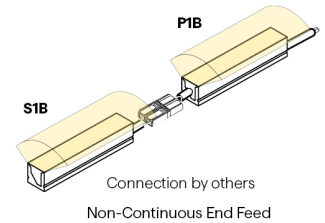
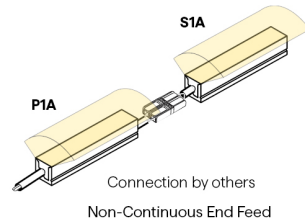
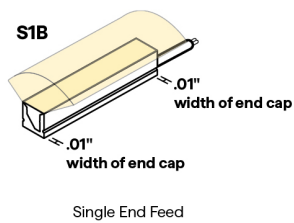
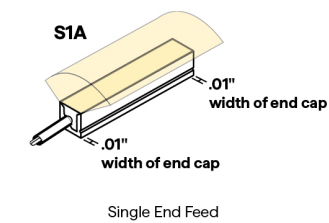
ASYMMETRIC ONLY SINGLE (Input only)



ASYMMETRIC ONLY PASS THROUGH (Input/Output)



## CONFIGURATION OPTIONS

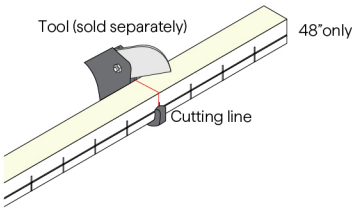




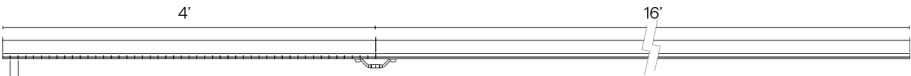
# Q-CAP ANYBEND™ STATIC WHITE

24VDC Flexible Fixtures

## FIELD CUTTABLE MARKING



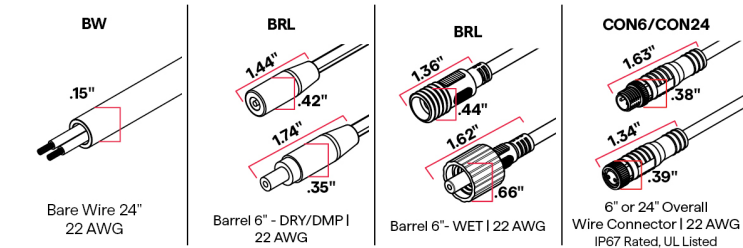
Field cuttable fixtures are sold in 4' increments and go at the end of a run, allowing for easy field adjustment



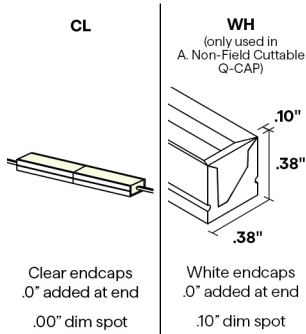
**Note:** Only FC fixtures are field cuttable — Do not attempt to cut non FC fixtures. Cut only on the marked cut lines. Only cut from non-feed end. Do not attempt to cut while power is on.

## 8 / 9 CONNECTOR/WIRE – IN/OUT

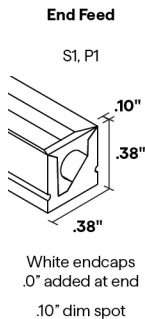
Connector/Wire In or Out not needed to specify product. Typical selection is S1 for Wire Input/Output, BW for Connector/Wire In, N/A for Connector/Wire Out, and WH for End Caps



## 10 END CAPS (NO FEED)

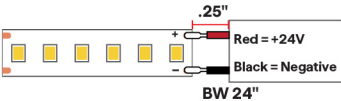


## END CAPS (WITH FEED)



## 11 LENGTH - WIRING DETAIL

Available in 1" increments 12"-191"

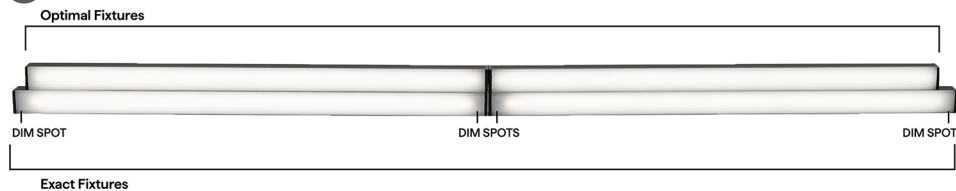




# Q-CAP ANYBEND™ STATIC WHITE

## 24VDC Flexible Fixtures

### 12 EXACT/OPTIMAL FIXTURE LENGTH



Exact fixtures are the exact length specified. Optimal fixtures' length is rounded down based on LED cut points to allow the fixture to be illuminated end to end. For runs with multiple fixtures that need to fill a specific length, it's recommended to order all optimal fixtures with an exact fixture at the end of the run.



### SW LENGTHS BY INCH

Available in any length in between 12" and 191", chart below shows example lengths. Exact fixtures are the length specified. Optimal fixtures' length is rounded down with illumination end to end. All fixtures' tolerance is +0 - 1/8". Consult factory for lengths under 12".

#### EXACT LENGTH

Requested Length	Potential dim spot on either end of fixture
12"	.5"
13"	.5"
14"	.5"
15"	.5"
16"	.5"
17"	.5"
18"	.5"
19"	.5"
20"	.5"
21"	.5"
22"	.5"
23"	.5"
24"	.5"
36"	.5"
48"	.5"
60"	.5"
72"	.5"
84"	.5"
96"	.5"

#### OPTIMAL LENGTH

Requested Nominal Length	S1A/B S1	P1A/B P1
	 End Feed	 End Feed
12"	11.5"	11.5"
13"	12.5"	12.5"
14"	13.5"	13.5"
15"	14.5"	14.5"
16"	15.5"	15.5"
17"	16.5"	16.5"
18"	17.5"	17.5"
19"	18.5"	18.5"
20"	19.5"	19.5"
21"	20.5"	20.5"
22"	21.5"	21.5"
23"	22.5"	22.5"
24"	23.5"	23.5"
36"	35.5"	35.5"
48"	47.5"	47.5"
60"	59.5"	59.5"
72"	71.5"	71.5"
84"	83.5"	83.5"
96"	95.5"	95.5"



# Q-CAP ANYBEND™ STATIC WHITE

## 24VDC Flexible Fixtures

### COMPATIBLE POWER SUPPLIES

See power supplies cut sheets for more information. Data subject to change, all data has +/- 5% tolerance.

DIM TO LEVEL	INDOOR	OUTDOOR
	MICRO 5-SW	MICRO 5-SW
Dim to Black	Q6M-DC+CAP QTM-DC+CAP iQ-PH+QD1	QOM-DC+CAP QOM-PH
0.1%	QT-CAB-QZ-PH/0-10V QT-CAB-eLED+0-10V QT-CAB-eLED+0-10V-AWN QT-CAB-eLED+DALI-DT6 QT-CAB-eLED+DALI-DT6-AWN QTM-eLED+0-10V QTM-eLED+0-10V-AWN QTM-eLED+DALI-DT6 QTM-eLED+DALI-DT6-AWN QZ-BOWTIE+DIMMER QZ-DMX QZ-PH/0-10V QZ-STICK-PH/0-10V QZLP	Q-SET-QZ-DMX Q-SET-QZ-PH/0-10V Q-SET-eLED+0-10V QOM-eLED+0-10V QOM-eLED+DALI-DT6 QOM-eLED+PS-DALI-DT6 QZ-DMX QZ-PH/0-10V
1%	QTM-eLED(E) QZ-DALI-DT6	Q-SET+QZ-DALI-DT6 QZ-DALI-DT6
10%	Non-Dim Power Supply with SW App Dongle	Q-HEX-mini-DC Q-SET-mLED







DIMMING PROTOCOL	INDOOR	OUTDOOR
	MICRO 5-SW	MICRO 5-SW
Non-Dim	QT-CAB-eLED-ND QTM-eLED-ND QZ-ND	Q-SET-QZ-ND Q-SET-eLED-ND QOM-eLED-ND QZ-ND
Phase	Q6M-DC+CAP QT-CAB-QZ-PH/0-10V QTM-DC+CAP QTM-eLED(E) QZ-BOWTIE+DIMMER QZ-PH/0-10V QZ-STICK-PH/0-10V QZLP iQ-PH+QD1	Q-HEX-mini-DC Q-SET-QZ-PH/0-10V Q-SET-mLED QOM-DC+CAP QOM-PH QZ-PH/0-10V
0-10V	QT-CAB-QZ-PH/0-10V QT-CAB-eLED+0-10V QT-CAB-eLED+0-10V-AWN QTM-eLED+0-10V QTM-eLED+0-10V-AWN QZ-PH/0-10V QZ-STICK-PH/0-10V QZLP	Q-SET-QZ-PH/0-10V Q-SET-eLED+0-10V QOM-eLED+0-10V QZ-PH/0-10V
Lutron Athena	QT-CAB-eLED+0-10V-AWN QT-CAB-eLED+DALI-DT6-AWN QTM-eLED+0-10V-AWN QTM-eLED+DALI-DT6-AWN	
ECO System	QTM-eLED(E)	
DMX	QZ-DMX	Q-SET-QZ-DMX QZ-DMX
DALI-2: DT6	QT-CAB-eLED+DALI-DT6 QT-CAB-eLED+DALI-DT6-AWN QTM-eLED+DALI-DT6 QTM-eLED+DALI-DT6-AWN QZ-DALI-DT6	Q-SET+QZ-DALI-DT6 QOM-eLED+DALI-DT6 QZ-DALI-DT6
SCENE App Dimmed	Non-Dim Power Supply with SW App Dongle	









# Q-CAP ANYBEND™ STATIC WHITE

24VDC Flexible Fixtures

## COMPATIBLE MOUNTING ACCESSORIES

<b>Q-ANGLE</b>  Adjustable mounting accessory	<b>NJ-MICRO</b>  J Mounting Bracket	<b>BL-MICRO</b>  Backwards L Mounting Bracket	<b>NL-MICRO</b>  L Mounting Bracket	<b>SD-L-MICRO</b>  L Mounting Bracket	<b>iQ-QCAP-UNV-CUTTER</b>  QTL recommended FC Cutter
--	--	--	--	--	---

## COMPATIBLE WIRING ACCESSORIES

<b>Q-mini-J</b>  UL Listed, miniature junction box, DRY/DMP (WET rated with silicone)	<b>Q-mini-J5</b>  UL Listed, miniature junction box, DRY/DMP (WET rated with silicone)	<b>BARREL-EXT</b>  8ft barrel cable extender DRY ONLY	<b>BARREL FOUR-FER</b>  Splits lead from one to four LED Barrel connector fixtures, DRY/DMP	<b>CON120-EXT</b>  10ft Con cable extender DRY/DMP/WET	<b>CON FOUR-FER</b>  Splits lead from one to four LED Con connectors DRY/DMP/WET
--	---	---	--	--	--

## COMPATIBLE CONTROL ACCESSORIES

<b>SCENE APP DONGLE</b>  Wi-Fi or Bluetooth Connectivity
--

## COMPATIBLE APPS

<b>NFC APP</b>  Read and write DMX addresses and adjust voltage
--