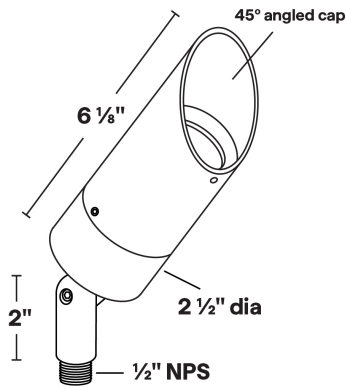




FA-4L
12VAC/DC MR16 9W LED Flood Accent



- 45° angled lens cap; holds up to two accessories
- 6061 Marine Grade Aluminum components are anodized, then a polyester powder coat finish is applied.
- Stainless steel hardware.
- 2' of 18/2 LV wire leads.
- Clear tempered glass lens, glued in.
- High-temperature silicone O-ring seal used to seal the cap against the body.
- Molded silicone wire pass-thru attached to socket wire prevents wicking and water leaking into the lamp compartment.
- Input Voltage: 12 VAC/DC (remote magnetic transformer required)
- Socket: GY 6.35 Bi-Pin Porcelain
- Wet Listed
- Specification-grade, wet-location landscape luminaire for adjustable flood or accent lighting applications. Suitable for uplighting or downlighting. Can be utilized for ground mounted, tree mounted, or surface mounted installations.

FA-4 is shown in Bronze Texture Powder Coat Finish (BZT)
Knuckle: Tapered & Positive Locking

Dimensions: 2 1/2" dia. x 6 1/8"

1	2	3	4	5	6
PRODUCT	MATERIAL	FINISH	WATTAGE	CCT	LENS
FA-4L	A		9.0		

Sample Part Number: FA-4L-A-BK-9.0-27-15

1	2	3	4	5	6
PRODUCT	MATERIAL	FINISH	WATTAGE	CCT	LENS
FA-4L	A Aluminum	BG Beige BB Black Bronze BK Black BKT Black Texture BZ Bronze BZT Bronze Texture SL Silver WH White	9.0 9.0W	27 2700K 30 3000K 40 4000K	15 15 Degree Lens 30 30 Degree Lens 45 45 Degree Lens 60 60 Degree Lens

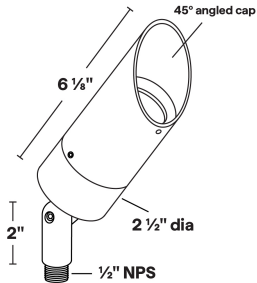
5 year warranty | Warranty only valid with QTL power supplies | Field modifications void warranty | Data subject to change, all data has +/- 5% tolerance



FA-4L

12VAC/DC MR16 9W LED Flood Accent

1 PRODUCT - DIMENSIONS



2 MATERIAL



Aluminum

3 FINISH

Eight Standard TGIC Free powder coat finishes



ACCESSORIES - COLOR FILTERS

Holds up to two accessories Wire Filter Holder is included for each color filter to hold filter in place.

BL	LB	PK	AM	MV	RD	GR	DA
Blue Glass Filter	Light Blue Glass Filter	Pink Glass Filter	Amber Glass Filter	Mercury Vapor Glass Filter	Red Glass Filter	Green Glass Filter	Dichroic Amber Glass Filter
To order separately use AY-2-MR16-BL	To order separately use AY-2-MR16-LB	To order separately use AY-2-MR16-PK	To order separately use AY-2-MR16-AM	To order separately use AY-2-MR16-MV	To order separately use AY-2-MR16-RD	To order separately use AY-2-MR16-GR	To order separately use AY-2-MR16-DA









FA-4L

12VAC/DC MR16 9W LED Flood Accent

ACCESSORIES - LENS

Holds up to two accessories

<div>SP</div> <div></div> <div>Spread Lens</div> <div>To order separately use AY-1-MR16-1</div>	<div>LI</div> <div></div> <div>Linear Lens</div> <div>To order separately use AY-1-MR16-2</div>	<div>SO</div> <div></div> <div>Softening Lens</div> <div>To order separately use AY-1-MR16-3</div>	<div>LV</div> <div></div> <div>Louver Lens</div> <div>To order separately use AY-1-MR16-4</div>	<div>WI</div> <div></div> <div>Wire Holder</div> <div>To order separately use AY-1-MR16-5</div>	<div>FR</div> <div></div> <div>Frosted Lens</div> <div>To order separately use AY-1-MR16-6</div>
--	--	---	--	--	---

ACCESSORIES - MOUNTING

1/2" NPS; Mount options must be order separately

<div>MT-1</div> <div></div> <div>Ground Stake</div>	<div>MT-2</div> <div></div> <div>Adjustable Ground Stake</div>	<div>MT-6</div> <div></div> <div>Stainless Steel Ground Spike</div>	<div>MT-7</div> <div></div> <div>Stainless Steel Ground Spike</div>	<div>MT-8</div> <div></div> <div>Stainless Steel Ground Spike</div>
--	---	--	--	--

COMPATIBLE POWER SUPPLIES

See power supplies cut sheets for more information. Data subject to change, all data has +/- 5% tolerance.

DIMMING PROTOCOL	OUTDOOR
	LANDSCAPE LIGHTING
Phase	Q-HEX Q-SET-1 Q-SET-2 Q-SET-3 QOMD QOMS



9W LED MODULE

MR16 LED MODULE

3 YEAR
WARRANTY



9W LED Module

- Equivalent to MR16 75W Halogen (equivalent CBCP)
- 2700K, 3000K, or 4000K
- 10.8-13.2V AC/DC
- 12W startup draw
- Interchangeable lens: 15°, 30°, 45°, 60°
- Compatible with low-voltage magnetic transformers
- Field replaceable

LED MODULE SPECIFICATIONS

WATTAGE	LENS	2700K	3000K	4000K
9W	15°, 30°, 45°, 60°	810 Lumens	835 Lumens	855 Lumens

LED LENS



15° Lens



30° Lens



45° Lens



60° Lens