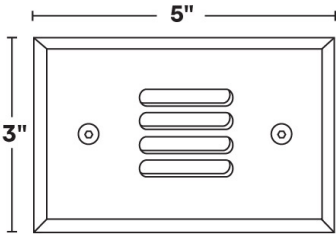




**ST-1L**  
12VAC/DC MR16 9W LED Core Drill Step  
Light



- 6061 Marine Grade Aluminum, available in eight standard TGIC Free powder coat finishes
- Not compatible with electronic transformers.
- Stainless steel hardware.
- Tempered crystalline spread lens.
- 6' of 16/2 low voltage cable supplied.
- Core drill design for masonry (2 1/2" hole required).
- High-temperature silicone O-ring seal used to seal the cap against the body.
- Molded silicone wire pass-thru attached to socket wire prevents wicking and water leaking into the lamp compartment.
- Input Voltage: 12V (remote magnetic transformer required)
- Socket: GU5.3 Bi-Pin Porcelain
- Wet Listed
- Specification-grade, wet-location landscape luminaire for wall mounted fixed downlighting and uplighting applications.

ST-1L shown in Bronze Texture Powder Coat Finish (BZT)

Dimensions: 3" x 5" faceplate; 5" length

1	2	3	4	5	6
PRODUCT	MATERIAL	FINISH	WATTAGE	CCT	LENS
ST-1L	A		9.0		

Sample Part Number: ST-1L-A-BK-9.0-27-15

1	2	3	4	5	6
PRODUCT	MATERIAL	FINISH	WATTAGE	CCT	LENS
ST-1L	A Aluminum	BG Beige BB Black Bronze BK Black BKT Black Texture BZ Bronze BZT Bronze Texture SL Silver WH White	9.0 9.0W	27 2700K 30 3000K 40 4000K	15 15 Degree Lens 30 30 Degree Lens 45 45 Degree Lens 60 60 Degree Lens

5 year warranty | Warranty only valid with QTL power supplies | Field modifications void warranty | Data subject to change, all data has +/- 5% tolerance

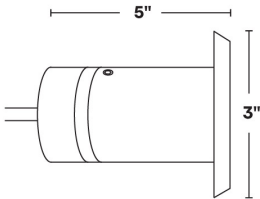
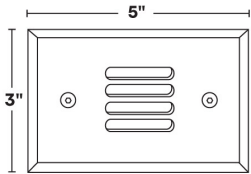


ST-1L

12VAC/DC MR16 9W LED Core Drill Step Light


1

PRODUCT - DIMENSIONS



2

MATERIAL



3

FINISH

Eight Standard TGIC Free powder coat finishes



COMPATIBLE POWER SUPPLIES

See power supplies cut sheets for more information. Data subject to change, all data has +/- 5% tolerance.

DIMMING PROTOCOL	OUTDOOR
	LANDSCAPE LIGHTING
Phase	Q-HEX Q-SET-1 Q-SET-2 Q-SET-3 QOMD QOMS



## 9W LED MODULE

MR16 LED MODULE

**3 YEAR**  
WARRANTY



9W LED Module

- Equivalent to MR16 75W Halogen (equivalent CBCP)
- 2700K, 3000K, or 4000K
- 10.8-13.2V AC/DC
- 12W startup draw
- Interchangeable lens: 15°, 30°, 45°, 60°
- Compatible with low-voltage magnetic transformers
- Field replaceable

### LED MODULE SPECIFICATIONS

WATTAGE	LENS	2700K	3000K	4000K
9W	15°, 30°, 45°, 60°	810 Lumens	835 Lumens	855 Lumens

### LED LENS



15° Lens



30° Lens



45° Lens



60° Lens