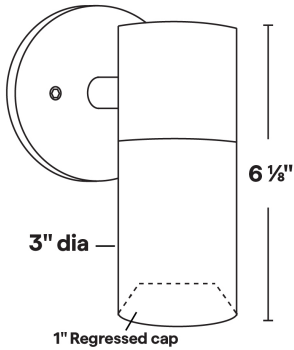




**WA-24**  
120V GU10 35W Halogen/8W LED Wall  
Mount



- 1" regressed lens cap; holds up to two accessories
- 6061 Marine Grade Aluminum components are anodized, then a polyester powder coat finish is applied.
- Stainless steel hardware.
- Junction box mount design.
- 10" 18ga. Teflon coated wire leads.
- Clear tempered glass lens, glued in.
- High-temperature silicone O-ring seal used to seal the cap against the body.
- Maximum Wattage: 35W Halogen/8W LED
- Input Voltage: 120V
- Socket: GU 10 Porcelain
- Wet Listed
- Specification-grade, wet-location landscape luminaire for wall mounted fixed downlighting and uplighting applications.

WA-24 Shown in Bronze Texture  
Powder Coat Finish (BZT)

Dimensions: 3" dia. x 6 1/8"

1	2	3	4
PRODUCT	MATERIAL	MOUNTING PLATE	FINISH
WA-24	A		

Sample Part Number: **WA-24-A-1-BK**

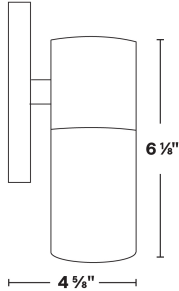
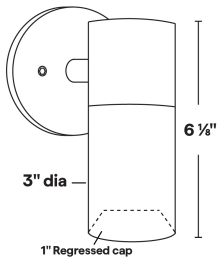
1	2	3	4
PRODUCT	MATERIAL	MOUNTING PLATE	FINISH
WA-24	A Aluminum	1 4/0 Round Mounting Plate 2 4/0 Square Mounting Plate 3 3/0 Round Mounting Plate	BG Beige BB Black Bronze BK Black BKT Black Texture BZ Bronze BZT Bronze Texture SL Silver WH White

5 year warranty | Warranty only valid with QTL power supplies | Field modifications void warranty | Data subject to change, all data has +/- 5% tolerance




**WA-24**  
120V GU10 35W Halogen/8W LED Wall Mount

1 **PRODUCT - DIMENSIONS**



2 **MATERIAL**



3 **MOUNTING PLATE**

Three mounting plate options



4/0 Round  
Mounting Plate  
MT-25




4/0 Square  
Mounting Plate  
MT-26



3/0 Round  
Mounting Plate  
MT-27

4 **FINISH**

Eight Standard TGIC Free powder coat finishes







**WA-24**

120V GU10 35W Halogen/8W LED Wall Mount

**LAMPS**

MR16 Halogen or LED; GU10 Porcelain  
Maximum wattage: 35W Halogen/8W LED

GU10	GU10
	
EMERY ALLEN 7.0W	EMERY ALLEN 3.0W AMBER