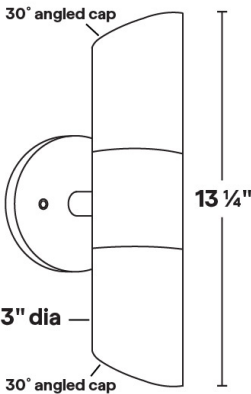




**WA-40**  
120V GU10 35W Halogen/8W LED Dual Wall  
Mount



WA-40 Shown in Bronze Texture  
Powder Coat Finish (BZT)



Dimensions: 3" dia. x 13 1/4"

- Two 30° angled lens caps; holds up to two accessories.
- 6061 Marine Grade Aluminum components are anodized, then a polyester powder coat finish is applied.
- Stainless steel hardware.
- Junction box mount design.
- 10" 18ga. Teflon coated wire leads.
- Clear tempered glass lens, glued in.
- High-temperature silicone O-ring seal used to seal the cap against the body.
- Maximum Wattage: 35W Halogen(x2)/8W LED (X2)
- Input Voltage: 120V
- Socket: GU10 Porcelain
- Wet Listed
- Specification-grade, wet-location landscape luminaire for wall mounted fixed downlighting and uplighting applications.

1	2	3	4
PRODUCT	MATERIAL	MOUNTING PLATE	FINISH
WA-40	A		

Sample Part Number: **WA-40-A-1-BK**

1	2	3	4
PRODUCT	MATERIAL	MOUNTING PLATE	FINISH
WA-40	A Aluminum	1 4/0 Round Mounting Plate 2 4/0 Square Mounting Plate 3 3/0 Round Mounting Plate	BG Beige BB Black Bronze BK Black BKT Black Texture BZ Bronze BZT Bronze Texture SL Silver WH White

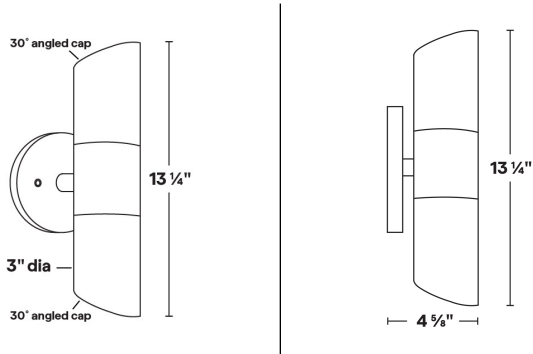
5 year warranty | Warranty only valid with QTL power supplies | Field modifications void warranty | Data subject to change, all data has +/- 5% tolerance




# WA-40

120V GU10 35W Halogen/8W LED Dual Wall Mount

## 1 PRODUCT - DIMENSIONS



## 2 MATERIAL




## 3 MOUNTING PLATE

Three mounting plate options



## 4 FINISH

Eight Standard TGIC Free powder coat finishes







**WA-40**

120V GU10 35W Halogen/8W LED Dual Wall Mount

**LAMPS**

MR16 Halogen or LED; GU10 Porcelain  
Maximum wattage: 35W Halogen(x2)/8W LED(x2)

GU10	GU10
	
EMERY ALLEN 7.0W	EMERY ALLEN 3.0W AMBER