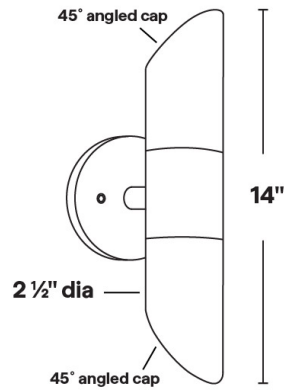





# WA-10L

12VAC/DC MR16 9W LED Dual Wall Mount



- Two 45° angled lens caps; holds up to two accessories
- 6061 Marine Grade Aluminum components are anodized, then a polyester powder coat finish is applied.
- Stainless steel hardware.
- 10" 18ga. Teflon coated wire leads.
- Clear tempered glass lens, glued in.
- High-temperature silicone O-ring seal used to seal the cap against the body.
- Molded silicone wire pass-thru attached to socket wire prevents wicking and water leaking into the lamp compartment.
- Input Voltage: 12VAC/DC (remote transformer required)
- Socket: GU5.3 Bi Pin Porcelain
- Lens: Tempered Clear Glass
- Wet Listed
- Specification-grade, wet-location landscape luminaire for wall mounted fixed downlighting and uplighting applications.

WA-10L Shown in Bronze Texture Powder Coat Finish (BZT)

Dimensions: 2 1/2" dia. x 14"

1	2	3	4	5	6	7
PRODUCT	MATERIAL	MOUNTING PLATE	FINISH	WATTAGE	CCT	LENS
WA-10L	A			9.0		

Sample Part Number: **WA-10L-A-1-BK-9.0-30-15**

1	2	3	4	5
PRODUCT	MATERIAL	MOUNTING PLATE	FINISH	WATTAGE
WA-10L	A Aluminum	1 4/0 Round Mounting Plate 2 4/0 Square Mounting Plate 3 3/0 Round Mounting Plate	BG Beige BB Black Bronze BK Black BKT Black Texture BZ Bronze BZT Bronze Texture SL Silver WH White	9.0 9.0W

6	7
CCT	LENS
27 2700K 30 3000K 40 4000K	15 15 Degree Lens 30 30 Degree Lens 45 45 Degree Lens 60 60 Degree Lens

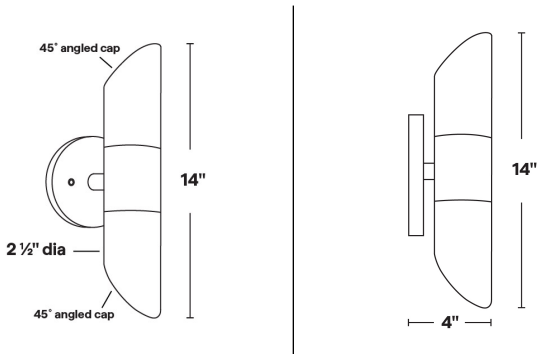
5 year warranty | Warranty only valid with QTL power supplies | Field modifications void warranty | Data subject to change, all data has +/- 5% tolerance



# WA-10L

12VAC/DC MR16 9W LED Dual Wall Mount

## 1 PRODUCT - DIMENSIONS



## 2 MATERIAL




## 3 MOUNTING PLATE

Three plate options



4/0 Round Mounting Plate  
5" diameter




4/0 Square Mounting Plate  
5" Square



3/0 Round Mounting Plate  
4" diameter

## 4 FINISH

Eight Standard TGIC Free powder coat finishes





WA-10L

12VAC/DC MR16 9W LED Dual Wall Mount

ACCESSORIES - COLOR FILTERS

Holds up to two accessories Wire Filter Holder is included for each color filter to hold filter in place.

BL	LB	PK	AM	MV	RD	GR	DA
							
Blue Glass Filter	Light Blue Glass Filter	Pink Glass Filter	Amber Glass Filter	Mercury Vapor Glass Filter	Red Glass Filter	Green Glass Filter	Dichroic Amber Glass Filter
To order separately use AY-2-MR16-BL	To order separately use AY-2-MR16-LB	To order separately use AY-2-MR16-PK	To order separately use AY-2-MR16-AM	To order separately use AY-2-MR16-MV	To order separately use AY-2-MR16-RD	To order separately use AY-2-MR16-GR	To order separately use AY-2-MR16-DA

ACCESSORIES - LENS

Holds up to two accessories

SP	LI	SO	LV	WI	FR
					
Spread Lens	Linear Lens	Softening Lens	Louver Lens	Wire Holder	Frosted Lens
To order separately use AY-1-MR16-1	To order separately use AY-1-MR16-2	To order separately use AY-1-MR16-3	To order separately use AY-1-MR16-4	To order separately use AY-1-MR16-5	To order separately use AY-1-MR16-6

COMPATIBLE POWER SUPPLIES

See power supplies cut sheets for more information. Data subject to change, all data has +/- 5% tolerance.

DIMMING PROTOCOL	OUTDOOR
	LANDSCAPE LIGHTING
Phase	Q-HEX Q-SET-1 Q-SET-2 Q-SET-3 QOMD QOMS



# 9W LED MODULE

MR16 LED MODULE

3 YEAR  
WARRANTY



9W LED Module

- Equivalent to MR16 75W Halogen (equivalent CBCP)
- 2700K, 3000K, or 4000K
- 10.8-13.2V AC/DC
- 12W startup draw
- Interchangeable lens: 15°, 30°, 45°, 60°
- Compatible with low-voltage magnetic transformers
- Field replaceable

## LED MODULE SPECIFICATIONS

WATTAGE	LENS	2700K	3000K	4000K
9W	15°, 30°, 45°, 60°	810 Lumens	835 Lumens	855 Lumens

## LED LENS



15° Lens



30° Lens



45° Lens



60° Lens