

- Dimensions: 2 3/8" dia. x 4 5/8"

Specification subject to change. Rev-09-30-25

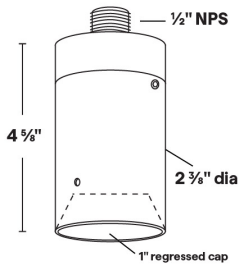


DL-11

12V MR16 35W Halogen/8W LED Down Light

1

PRODUCT - DIMENSIONS



2

MATERIAL



3

MOUNTING PLATE


1/2" NPS



4

FINISH

Eight Standard TGIC Free powder coat finishes







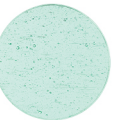





DL-11

12V MR16 35W Halogen/8W LED Down Light

ACCESSORIES - COLOR FILTERS

Holds up to one accessories Wire Filter Holder is included for each color filter to hold filter in place.

BL  Blue Glass Filter To order separately use AY-2-MR16-BL	LB  Light Blue Glass Filter To order separately use AY-2-MR16-LB	PK  Pink Glass Filter To order separately use AY-2-MR16-PK	AM  Amber Glass Filter To order separately use AY-2-MR16-AM	MV  Mercury Vapor Glass Filter To order separately use AY-2-MR16-MV	RD  Red Glass Filter To order separately use AY-2-MR16-RD	GR  Green Glass Filter To order separately use AY-2-MR16-GR	DA  Dichroic Amber Glass Filter To order separately use AY-2-MR16-DA
----------------------------------------------------------------------------------------------------------------------------------------------------------------	----------------------------------------------------------------------------------------------------------------------------------------------------------------------	----------------------------------------------------------------------------------------------------------------------------------------------------------------	-----------------------------------------------------------------------------------------------------------------------------------------------------------------	-------------------------------------------------------------------------------------------------------------------------------------------------------------------------	-----------------------------------------------------------------------------------------------------------------------------------------------------------------	-------------------------------------------------------------------------------------------------------------------------------------------------------------------	----------------------------------------------------------------------------------------------------------------------------------------------------------------------------

ACCESSORIES - LENS

Holds up to one accessories

SP  Spread Lens To order separately use AY-1-MR16-1	LI  Linear Lens To order separately use AY-1-MR16-2	SO  Softening Lens To order separately use AY-1-MR16-3	LV  Louver Lens To order separately use AY-1-MR16-4	WI  Wire Holder To order separately use AY-1-MR16-5	FR  Frosted Lens To order separately use AY-1-MR16-6
---------------------------------------------------------------------------------------------------------------------------------------------------------	---------------------------------------------------------------------------------------------------------------------------------------------------------	------------------------------------------------------------------------------------------------------------------------------------------------------------	---------------------------------------------------------------------------------------------------------------------------------------------------------	---------------------------------------------------------------------------------------------------------------------------------------------------------	------------------------------------------------------------------------------------------------------------------------------------------------------------

LAMPS

MR16 Halogen or LED; GU5.3 Bi Pin Porcelain
Maximum wattage: 35W Halogen/8W LED

MR16  EMERY ALLEN 1.0W, 3.0W, 5.0W, 7.0W	MR16  EMERY ALLEN 3W AMBER
------------------------------------------------------------------------------------------------------------------------------------------------	-------------------------------------------------------------------------------------------------------------------------------

COMPATIBLE POWER SUPPLIES

See power supplies cut sheets for more information. Data subject to change, all data has +/- 5% tolerance.

DIMMING PROTOCOL	OUTDOOR
	LANDSCAPE LIGHTING
Phase	Q-HEX Q-SET-1 Q-SET-2 Q-SET-3 QOMD QOMS