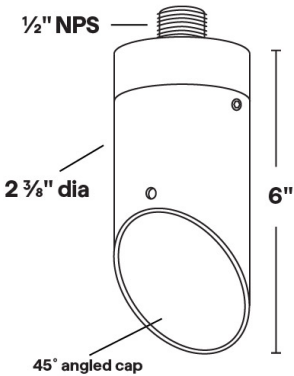




DL-12
12V MR16 35W Halogen/8W LED Down
Light



- 45° angled lens cap; holds up to one accessory
- 6061 Marine Grade Aluminum components are anodized, then a polyester powder coat finish is applied.
- High-temperature silicone O-ring seal used to seal the cap against the body.
- Molded silicone wire pass-thru attached to socket wire prevents wicking and water leaking into the lamp compartment.
- Stainless steel hardware.
- 10" of 18ga. Teflon coated wire leads.
- Tempered clear glass lens.
- Maximum Wattage: 35W Halogen/8W LED
- Input Voltage: 12V (remote transformer required)
- Socket: GU5.3 Bi Pin Porcelain
- Wet Listed
- Specification-grade, wet-location landscape luminaire for fixed downlighting applications. Can be utilized for pergola and other exterior installations.

DL-12 Shown in Bronze Texture Powder Coat Finish (BZT)

Dimensions: 2 3/8" dia. x 6"

1	2	3	4	5
PRODUCT	MATERIAL	MOUNTING PLATE	STEM LENGTH	FINISH
DL-12	A			

Sample Part Number: DL-12-A-1-0-BK

1	2	3	4	5
PRODUCT	MATERIAL	MOUNTING PLATE	STEM LENGTH	FINISH
DL-12	A Aluminum	<div>1 4/0 Round Mounting Plate</div> <div>2 3/0 Round Mounting Plate</div> <div>3 Surface MT-11</div> <div>4 Surface MT-21</div>	<div>0 No Stem</div> <div>3 3" Stem Length</div> <div>6 6" Stem Length</div> <div>9 9" Stem Length</div> <div>12 12" Stem Length</div> <div>18 18" Stem Length</div>	<div>BG Beige</div> <div>BB Black Bronze</div> <div>BK Black</div> <div>BKT Black Texture</div> <div>BZ Bronze</div> <div>BZT Bronze Texture</div> <div>SL Silver</div> <div>WH White</div>

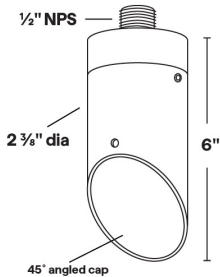


DL-12

12V MR16 35W Halogen/8W LED Down Light

1

PRODUCT - DIMENSIONS



2

MATERIAL



3

MOUNTING PLATE


1/2" NPS



4

FINISH

Eight Standard TGIC Free powder coat finishes







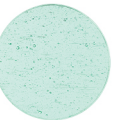





DL-12

12V MR16 35W Halogen/8W LED Down Light

ACCESSORIES - COLOR FILTERS

Holds up to one accessories Wire Filter Holder is included for each color filter to hold filter in place.

BL  Blue Glass Filter To order separately use AY-2-MR16-BL	LB  Light Blue Glass Filter To order separately use AY-2-MR16-LB	PK  Pink Glass Filter To order separately use AY-2-MR16-PK	AM  Amber Glass Filter To order separately use AY-2-MR16-AM	MV  Mercury Vapor Glass Filter To order separately use AY-2-MR16-MV	RD  Red Glass Filter To order separately use AY-2-MR16-RD	GR  Green Glass Filter To order separately use AY-2-MR16-GR	DA  Dichroic Amber Glass Filter To order separately use AY-2-MR16-DA
--	--	--	---	---	---	---	--

ACCESSORIES - LENS

Holds up to one accessories

SP  Spread Lens To order separately use AY-1-MR16-1	LI  Linear Lens To order separately use AY-1-MR16-2	SO  Softening Lens To order separately use AY-1-MR16-3	LV  Louver Lens To order separately use AY-1-MR16-4	WI  Wire Holder To order separately use AY-1-MR16-5	FR  Frosted Lens To order separately use AY-1-MR16-6
---	---	--	---	---	--

LAMPS

MR16 Halogen or LED; GU5.3 Bi Pin Porcelain
Maximum wattage: 35W Halogen/8W LED

MR16  EMERY ALLEN 1.0W, 3.0W, 5.0W, 7.0W	MR16  EMERY ALLEN 3W AMBER
--	---

COMPATIBLE POWER SUPPLIES

See power supplies cut sheets for more information. Data subject to change, all data has +/- 5% tolerance.

DIMMING PROTOCOL	OUTDOOR
	LANDSCAPE LIGHTING
Phase	Q-HEX Q-SET-1 Q-SET-2 Q-SET-3 QOMD QOMS