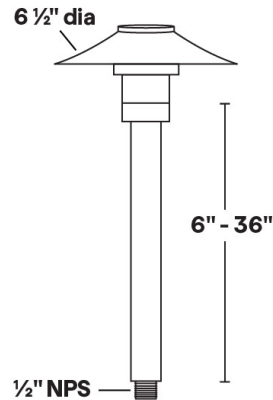




PL-23

12V MR8 20W Halogen/3W LED Path Light



- 6061 Marine Grade Aluminum, available in eight standard TGIC Free powder coat finishes
- Copper, available in two finishes.
- Stainless steel hardware.
- 6' of 18/2 low voltage cable supplied.
- Clear tempered glass lens, glued in.
- High-temperature silicone O-ring seals are used to seal the cap against the body.
- Molded silicone wire pass-thru is attached to socket wire prevents wicking and water leaking into the lamp compartment.
- Maximum Wattage: 20W Halogen/3W LED
- Input Voltage: 12V (remote transformer required)
- Socket: GU4 Bi Pin Porcelain (also accepts G4 lamps)
- Wet Listed
- Specification-grade, wet-location landscape luminaire for path or garden lighting applications.

PL-23 Shown in Bronze Texture Powder Coat Finish (BZT)

Dimensions: 6 1/2" dia. shade

1	2	3	4	5
PRODUCT	MATERIAL	SHADE TOP	STEM LENGTH	FINISH
PL-23				

Sample Part Number: PL-23-A-D-12-BZT

1	2	3	4	5
PRODUCT	MATERIAL	SHADE TOP	STEM LENGTH	FINISH
PL-23	<div><div>A</div><div>Aluminum</div></div>	<div><div>S</div><div>Standard</div></div> <div><div>T</div><div>Tall</div></div> <div><div>D</div><div>Dome</div></div> <div><div>C</div><div>Cone</div></div>	<div><div>6</div><div>6" Stem Length</div></div> <div><div>9</div><div>9" Stem Length</div></div> <div><div>12</div><div>12" Stem Length</div></div> <div><div>18</div><div>18" Stem Length</div></div> <div><div>24</div><div>24" Stem Length</div></div> <div><div>30</div><div>30" Stem Length</div></div> <div><div>36</div><div>36" Stem Length</div></div>	<div><div>BG</div><div>Beige</div></div> <div><div>BB</div><div>Black Bronze</div></div> <div><div>BK</div><div>Black</div></div> <div><div>BKT</div><div>Black Texture</div></div> <div><div>BZ</div><div>Bronze</div></div> <div><div>BZT</div><div>Bronze Texture</div></div> <div><div>SL</div><div>Silver</div></div> <div><div>WH</div><div>White</div></div>
	<div><div>B</div><div>Brass</div></div>	<div><div>S</div><div>Standard</div></div> <div><div>T</div><div>Tall</div></div> <div><div>D</div><div>Dome</div></div> <div><div>C</div><div>Cone</div></div>	<div><div>6</div><div>6" Stem Length</div></div> <div><div>9</div><div>9" Stem Length</div></div> <div><div>12</div><div>12" Stem Length</div></div> <div><div>18</div><div>18" Stem Length</div></div> <div><div>24</div><div>24" Stem Length</div></div> <div><div>30</div><div>30" Stem Length</div></div> <div><div>36</div><div>36" Stem Length</div></div>	<div><div>BG</div><div>Beige</div></div> <div><div>BB</div><div>Black Bronze</div></div> <div><div>BK</div><div>Black</div></div> <div><div>BKT</div><div>Black Texture</div></div> <div><div>BZ</div><div>Bronze</div></div> <div><div>BZT</div><div>Bronze Texture</div></div> <div><div>SL</div><div>Silver</div></div> <div><div>WH</div><div>White</div></div> <div><div>DB</div><div>Dark Bronze</div></div> <div><div>NT</div><div>Natural</div></div>
	<div><div>C</div><div>Copper</div></div>	<div><div>S</div><div>Standard</div></div> <div><div>T</div><div>Tall</div></div> <div><div>D</div><div>Dome</div></div> <div><div>C</div><div>Cone</div></div>	<div><div>6</div><div>6" Stem Length</div></div> <div><div>9</div><div>9" Stem Length</div></div> <div><div>12</div><div>12" Stem Length</div></div> <div><div>18</div><div>18" Stem Length</div></div> <div><div>24</div><div>24" Stem Length</div></div> <div><div>30</div><div>30" Stem Length</div></div> <div><div>36</div><div>36" Stem Length</div></div>	<div><div>DB</div><div>Dark Bronze</div></div> <div><div>NT</div><div>Natural</div></div>

5 year warranty | Warranty only valid with QTL power supplies | Field modifications void warranty | Data subject to change, all data has +/- 5% tolerance

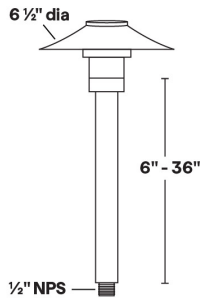


PL-23

12V MR8 20W Halogen/3W LED Path Light

1

PRODUCT - DIMENSIONS



2


MATERIAL



5

FINISH

Eight Standard TGIC Free powder coat finishes and Two natural finish available





PL-23

12V MR8 20W Halogen/3W LED Path Light

ACCESSORIES - MOUNTING

1/2" NPS; Mount options must be order separately

MT-45



Ground Stake

MT-2



Adjustable Ground Stake

MT-6



Stainless Steel Ground Spike

MT-7



Stainless Steel Ground Spike

MT-8



Stainless Steel Ground Spike

LAMPS

MR8 Halogen or LED; GU4 Bi Pin Porcelain (also accepts G4 lamps)
Maximum wattage: 20W Halogen/3W LED

MR8



EMERY ALLEN

2.0W

COMPATIBLE POWER SUPPLIES

See power supplies cut sheets for more information. Data subject to change, all data has +/- 5% tolerance.

DIMMING PROTOCOL	OUTDOOR
	LANDSCAPE LIGHTING
Phase	Q-HEX Q-SET-1 Q-SET-2 Q-SET-3 QOMD QOMS