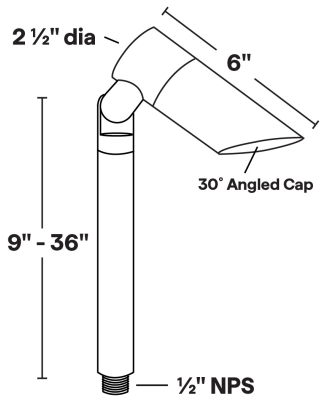




PL-7

12V MR16 35W Halogen/8W LED Staff Light



- Available in three Cap Styles: Flush, 1" Regress, 30° Angled
- 6061 Marine Grade Aluminum components are anodized, then a polyester powder coat finish is applied.
- Stainless steel hardware.
- 6' of 18/2 low voltage cable supplied.
- Clear tempered glass lens, glued in.
- High-temperature silicone O-ring seals are used to seal the cap against the body.
- Molded silicone wire pass-thru is attached to socket wire prevents wicking and water leaking into the lamp compartment.
- Maximum Wattage: 35W Halogen/8W LED
- Input Voltage: 12V (remote transformer required)
- Socket: GU5.3 Bi Pin Porcelain
- Wet Listed
- Specification-grade, wet-location landscape luminaire for path or garden lighting applications.

PL-7 Shown in Bronze Texture Powder Coat Finish (BZT)

Dimensions: 2 3/8" dia. x 7 1/2"

1	2	3	4	5
PRODUCT	MATERIAL	CAP	STEM LENGTH	FINISH
PL-7	A			

Sample Part Number: PL-7-A-1-24-BK

1	2	3	4	5
PRODUCT	MATERIAL	CAP	STEM LENGTH	FINISH
PL-7	A Aluminum	1 Flush 2 Regress 3 30 Degree	9 9" Stem Length 12 12" Stem Length 18 18" Stem Length 24 24" Stem Length 30 30" Stem Length 36 36" Stem Length	BG Beige BB Black Bronze BK Black BKT Black Texture BZ Bronze BZT Bronze Texture SL Silver WH White

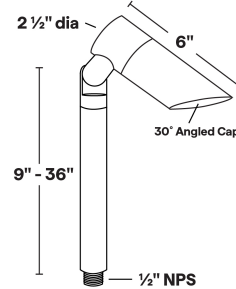
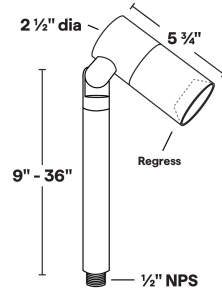
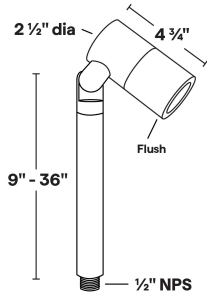
5 year warranty | Warranty only valid with QTL power supplies | Field modifications void warranty | Data subject to change, all data has +/- 5% tolerance



PL-7

12V MR16 35W Halogen/8W LED Staff Light

1 PRODUCT - DIMENSIONS



2 MATERIAL



Aluminum

5 FINISH

Eight Standard TGIC Free powder coat finishes



Beige

Black

Black Texture

Bronze



Bronze Texture

Black Bronze

Silver

White

ACCESSORIES - MOUNTING

Adjustable or fixed

MT-45



Ground Stake

MT-2



Adjustable Ground Stake

MT-6



Stainless Steel Ground Spike

MT-7



Stainless Steel Ground Spike

MT-8



Stainless Steel Ground Spike



PL-7

12V MR16 35W Halogen/8W LED Staff Light

LAMPS

MR16 Halogen or LED; GU5.3 Bi Pin Porcelain
Maximum wattage: 35W Halogen/8W LED

MR16



EMERY ALLEN

1.0W, 3.0W, 5.0W, 7.0W

MR16



EMERY ALLEN

3W AMBER

COMPATIBLE POWER SUPPLIES

See power supplies cut sheets for more information. Data subject to change, all data has +/- 5% tolerance.

DIMMING PROTOCOL	OUTDOOR
	LANDSCAPE LIGHTING
Phase	Q-HEX Q-SET-1 Q-SET-2 Q-SET-3 QOMD QOMS