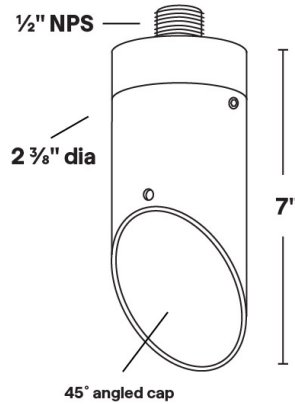




DL-12L

12VAC/DC MR16 9W LED Down Light



- 45° angled lens cap; holds up to one accessory.
- 6061 Marine Grade Aluminum components are anodized, then a polyester powder coat finish is applied.
- Not compatible with electronic transformers.
- Stainless steel hardware.
- 10" of 18ga. Teflon coated wire leads.
- Tempered clear glass lens.
- High-temperature silicone O-ring seal used to seal the cap against the body.
- Molded silicone wire pass-thru attached to socket wire prevents wicking and water leaking into the lamp compartment.
- Input Voltage: 12VAC/DC (remote magnetic transformer required)
- Socket: GU5.3 Bi Pin Porcelain
- Wet Listed
- Specification-grade, wet-location landscape luminaire for fixed downlighting applications. Can be utilized for pergola and other exterior installations.

DL-12L Shown in Bronze Texture Powder Coat Finish (BZT)

Dimensions: 2 3/8" dia. x 7"

1	2	3	4	5	6	7	8
PRODUCT	MATERIAL	MOUNTING PLATE	STEM LENGTH	FINISH	WATTAGE	CCT	LENS
DL-12L	A				9.0		

Sample Part Number: DL-12L-A-1-0-BK-9.0-27-30

1	2	3	4	5
PRODUCT	MATERIAL	MOUNTING PLATE	STEM LENGTH	FINISH
DL-12L	A Aluminum	1 4/0 Round Mounting Plate 2 3/0 Round Mounting Plate 3 Surface MT-11 4 Surface MT-21	0 No Stem 3 3" Stem Length 6 6" Stem Length 9 9" Stem Length 12 12" Stem Length 18 18" Stem Length	BG Beige BB Black Bronze BK Black BKT Black Texture BZ Bronze BZT Bronze Texture SL Silver WH White

6	7	8
WATTAGE	CCT	LENS
9.0 9.0W	27 2700K 30 3000K 40 4000K	15 15 Degree Lens 30 30 Degree Lens 45 45 Degree Lens 60 60 Degree Lens

5 year warranty | Warranty only valid with QTL power supplies | Field modifications void warranty | Data subject to change, all data has +/- 5% tolerance

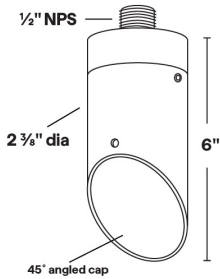


DL-12L

12VAC/DC MR16 9W LED Down Light

1

PRODUCT - DIMENSIONS



2

MATERIAL



3

MOUNTING PLATE


1/2" NPS Mounting Thread



5

FINISH

Eight Standard TGIC Free powder coat finishes













DL-12L

12VAC/DC MR16 9W LED Down Light







ACCESSORIES - COLOR FILTERS

Holds up to one lens accessory. Wire Filter Holder is included for each color filter to hold filter in place.

BL  Blue Glass Filter To order separately use AY-2-MR16-BL	LB  Light Blue Glass Filter To order separately use AY-2-MR16-LB	PK  Pink Glass Filter To order separately use AY-2-MR16-PK	AM  Amber Glass Filter To order separately use AY-2-MR16-AM	MV  Mercury Vapor Glass Filter To order separately use AY-2-MR16-MV	RD  Red Glass Filter To order separately use AY-2-MR16-RD	GR  Green Glass Filter To order separately use AY-2-MR16-GR	DA  Dichroic Amber Glass Filter To order separately use AY-2-MR16-DA
--	--	--	---	---	---	---	--

ACCESSORIES - LENS

Holds up to one accessory

SP  Spread Lens To order separately use AY-1-MR16-1	LI  Linear Lens To order separately use AY-1-MR16-2	SO  Softening Lens To order separately use AY-1-MR16-3	LV  Louver Lens To order separately use AY-1-MR16-4	WI  Wire Holder To order separately use AY-1-MR16-5	FR  Frosted Lens To order separately use AY-1-MR16-6
---	---	--	---	---	--

COMPATIBLE POWER SUPPLIES

See power supplies cut sheets for more information. Data subject to change, all data has +/- 5% tolerance.

DIMMING PROTOCOL	OUTDOOR
	LANDSCAPE LIGHTING
Phase	Q-HEX Q-SET-1 Q-SET-2 Q-SET-3 QOMD QOMS



9W LED MODULE

MR16 LED MODULE

3 YEAR
WARRANTY



9W LED Module

- Equivalent to MR16 75W Halogen (equivalent CBCP)
- 2700K, 3000K, or 4000K
- 10.8-13.2V AC/DC
- 12W startup draw
- Interchangeable lens: 15°, 30°, 45°, 60°
- Compatible with low-voltage magnetic transformers
- Field replaceable

LED MODULE SPECIFICATIONS

WATTAGE	LENS	2700K	3000K	4000K
9W	15°, 30°, 45°, 60°	810 Lumens	835 Lumens	855 Lumens

LED LENS



15° Lens



30° Lens



45° Lens



60° Lens