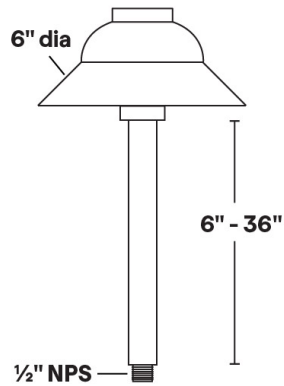




PL-4

12V GY6.35/G4 35W Halogen/4W LED Path
Light



- 6061 Marine Grade Aluminum, available in eight standard TGIC Free powder coat finishes
- Copper, available in two finishes.
- Stainless steel hardware.
- 6 feet of 18/2 low voltage cable supplied.
- Frosted or clear tempered glass lens, glued in.
- High-temperature silicone O-ring seals are used to seal the cap against the body.
- Molded silicone wire pass-thru is attached to socket wire prevents wicking and water leaking into the lamp compartment.
- Maximum Wattage: 35W Halogen/4W LED
- Input Voltage: 12V (remote transformer required)
- Socket: GY 6.35 Bi-Pin Porcelain (accepts G4 Lamps)
- Wet Listed
- Specification-grade, wet-location landscape luminaire for path or garden lighting applications.

PL-4 Shown in Bronze Texture Powder Coat Finish (BZT)

Dimensions: 6" dia. shade

1	2	3	4	5	6
PRODUCT	MATERIAL	LENS STYLE	SHADE TOP	STEM LENGTH	FINISH
PL-4					

Sample Part Number: **PL-4-A-F-D-12-BZT**

1	2	3	4	5	6
PRODUCT	MATERIAL	LENS STYLE	SHADE TOP	STEM LENGTH	FINISH
PL-4	A Aluminum	F Frosted C Clear	S Standard T Tall D Dome C Cone	0 None 6 6" Stem Length 9 9" Stem Length 12 12" Stem Length 18 18" Stem Length 24 24" Stem Length 30 30" Stem Length 36 36" Stem Length	BG Beige BB Black Bronze BK Black BKT Black Texture BZ Bronze BZT Bronze Texture SL Silver WH White
	B Brass	F Frosted C Clear	S Standard T Tall D Dome C Cone	0 None 6 6" Stem Length 9 9" Stem Length 12 12" Stem Length 18 18" Stem Length 24 24" Stem Length 30 30" Stem Length 36 36" Stem Length	BG Beige BB Black Bronze BK Black BKT Black Texture BZ Bronze BZT Bronze Texture SL Silver WH White DB Dark Bronze NT Natural
	C Copper	F Frosted C Clear	S Standard T Tall D Dome C Cone	0 None 6 6" Stem Length 9 9" Stem Length 12 12" Stem Length 18 18" Stem Length 24 24" Stem Length 30 30" Stem Length 36 36" Stem Length	DB Dark Bronze NT Natural

5 year warranty | Warranty only valid with QTL power supplies | Field modifications void warranty | Data subject to change, all data has +/- 5% tolerance

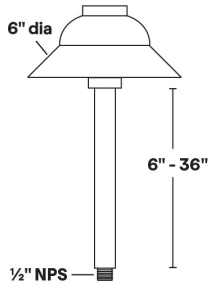


PL-4

12V GY6.35/G4 35W Halogen/4W LED Path Light

1

PRODUCT - DIMENSIONS



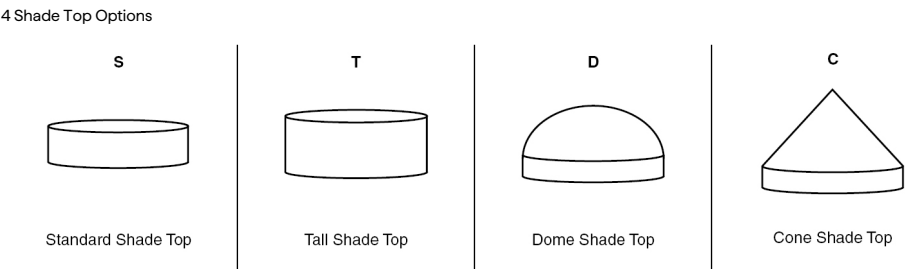
2

MATERIAL



4


SHADE TOP



6

FINISH

Eight Standard TGIC Free powder coat finishes and Two natural finish available





PL-4

12V GY6.35/G4 35W Halogen/4W LED Path Light

ACCESSORIES - MOUNTING

1/2" NPS; Mount options must be order separately

MT-45



Ground Stake

MT-2



Adjustable Ground Stake

MT-6



Stainless Steel Ground Spike

MT-7



Stainless Steel Ground Spike

MT-8




Stainless Steel Ground Spike

LAMPS

G4 Halogen or LED; GY-6.35 Bi Pin Porcelain (accepts G4 Lamps)
Maximum wattage: 35W Halogen/4W LED


G4



EMERY ALLEN

1.0W


G4



EMERY ALLEN

1.0W AMBER


G4



EMERY ALLEN

1.5W SINGLE POINT


G4



EMERY ALLEN

2.0W AMBER


G4



EMERY ALLEN

2.5W C.O.B.

G4



EMERY ALLEN

4.0W C.O.B.

COMPATIBLE POWER SUPPLIES

See power supplies cut sheets for more information. Data subject to change, all data has +/- 5% tolerance.

DIMMING PROTOCOL	OUTDOOR
	LANDSCAPE LIGHTING
Phase	Q-HEX Q-SET-1 Q-SET-2 Q-SET-3 QOMD QOMS