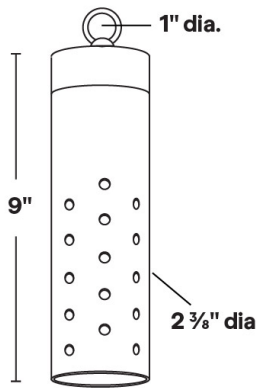




**RL-2**  
12V MR16 35W Halogen/8W LED Pendant  
Light



RL-2 Shown in Bronze Texture Powder Coat Finish (BZT)



Dimensions: 2 3/8" dia. x 9"

- 1" brass loop for mounting. Hanging hook included.
- 6061 Marine Grade Aluminum components are anodized, then a polyester powder coat finish is applied.
- SS Cable and lead wire options.
- Stainless steel hardware.
- 12" of 18 ga. Teflon wire leads"
- Frosted acrylic liner.
- Optional frosted lens glued in at bottom of fixture.
- High-temperature silicone O-ring seal used to seal the cap against the body.
- Molded silicone wire pass-thru attached to socket wire prevents wicking and water leaking into the lamp compartment.
- Maximum Wattage: 35W Halogen/8W LED
- Input Voltage: 12V (remote transformer required)
- Socket: GU5.3 Bi Pin Porcelain
- Wet Listed
- Specification-grade, wet-location landscape luminaire for pendant mounted downlighting applications. Can be utilized for pergola, tree-mounted, and other exterior installations.

1	2	3	4	5	6
PRODUCT	MATERIAL	BOTTOM LENS	SS CABLE	18/ 2 WIRE	FINISH
RL-2	A				

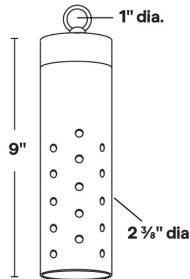
Sample Part Number: RL-2-A-1-0-0-BK

1	2	3	4	5	6
PRODUCT	MATERIAL	BOTTOM LENS	SS CABLE	18/2 WIRE	FINISH
RL-2	A Aluminum	0 No Lens 1 Frosted (Glued in)	0 No SS Cable 5 5' SS Cable 10 10' SS Cable 15 15' SS Cable 20 20' SS Cable 25 25' SS Cable 30 30' SS Cable	0 Standard 12" Wire 5 Extra 5' Wire 10 Extra 10' Wire 15 Extra 15' Wire 20 Extra 20' Wire 25 Extra 25' Wire 30 Extra 30' Wire  <small>12" wire is standard. Length selected will be added to the standard 12" wire length.</small>	BG Beige BB Black Bronze BK Black BKT Black Texture BZ Bronze BZT Bronze Texture SL Silver WH White



**RL-2**  
12V MR16 35W Halogen/8W LED Pendant Light

**1 PRODUCT - DIMENSIONS**




**2 MATERIAL**



**6 FINISH**

Eight Standard TGIC Free powder coat finishes







RL-2

12V MR16 35W Halogen/8W LED Pendant Light

LAMPS

MR16 Halogen or LED; GU5.3 Bi Pin Porcelain  
Maximum wattage: 35W Halogen/8W LED

MR16	MR16
	
EMERY ALLEN	EMERY ALLEN
1.0W, 3.0W, 5.0W, 7.0W	3W AMBER

COMPATIBLE POWER SUPPLIES

See power supplies cut sheets for more information. Data subject to change, all data has +/- 5% tolerance.

DIMMING PROTOCOL	OUTDOOR
	LANDSCAPE LIGHTING
Phase	Q-HEX Q-SET-1 Q-SET-2 Q-SET-3 QOMD QOMS