




ARKA

Field Assembled Extrusion - Corner & Surface



SEE THIS EXTRUSION AS A FACTORY BUILT FIXTURE ▶



- ARKA is a 45° angled LED extrusion with a curved lens
- Produces a wide 130° beam angle for cove lighting applications
- Combine ARKA with White Optics to increase light output between 2-20%

1	2	3	4	5	6
PRODUCT	FINISH	MOUNTING	LENS	WIRE INPUT/OUTPUT	EXTRUSION LENGTH (IN)
				NI	

Sample Part Number: **ARKA-WO-ST-PL-DF-NI-48"**

1	PRODUCT ARKA ARKA-WO WO - WhiteOptics (Internal coating, greater lumen output)	2	FINISH ST Satin BK Black BZ Bronze CU Custom Color Custom finishes require a longer lead time, consult factory	3	MOUNTING SST Stainless Steel PL Plastic Clip Refer to following pages for mounting clip option details and provided quantities.
4	LENS DF Diffused PR Polar FR Frosted CL Clear For representation of LED visibility, see Diode Visibility section on following pages. For beam angles, see Photometric Performance section on following pages.	5	WIRE INPUT/OUTPUT NI Not Installed	6	EXTRUSION LENGTH (IN) 1" increments from 1" - 98.43" Tolerance +0.0"/-0.5"

COMPATIBLE LED STRIPS

	STATIC WHITE (SW)	STATIC WHITE STANDARD (SD-SW)	STATIC WHITE HIGH EFFICACY (SW-HE)	STATIC WHITE HIGH EFFICACY PLUS (SW-HE+)	STATIC WHITE EXTREME TEMP (SW-XT)	STATIC WHITE DOUBLE ROW (SW-DR)	STATIC WHITE HIGH EFFICACY DOUBLE ROW (SW-HE-DR)	DYNAMIC WHITE HIGH EFFICACY (DW-HE)	WARM DIM (WD)	STATIC COLOR (SC)	RGB	RGBW	RGBW HIGH EFFICACY (RGBW-HE)
DRY	✓ W/FT: 15, 30, 40, 50	✓ W/FT: 10, 20, 40, 60	✓ W/FT: 15, 30, 60	✓ W/FT: 30, 60				✓ W/FT: 15, 25	✓ W/FT: 60	✓ W/FT: 50	✓ W/FT: 60	✓ W/FT: 60	✓ W/FT: 40 NO CLEAR LENS
DMP	✓ W/FT: 15, 30, 40, 50		✓ W/FT: 15, 30, 60					✓ W/FT: 15, 25		✓ W/FT: 50	✓ W/FT: 60	✓ W/FT: 60	✓ W/FT: 40 NO CLEAR LENS
ENC													
WET	✓ W/FT: 15, 30, 40, 50	✓ W/FT: 10, 20, 40		✓ W/FT: 30, 60				✓ W/FT: 15, 25	✓ W/FT: 60	✓ W/FT: 50	✓ W/FT: 60		✓ W/FT: 40 NO CLEAR LENS

Field modifications must comply with QTL's installation methods otherwise warranty is null & void | Corner/surface mount | Painted end caps match the extrusion finish and have a white painted interior. Satin end caps utilize a metallic paint.

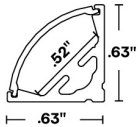


ARKA

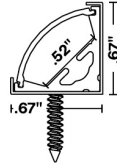
Field Assembled Extrusion - Corner & Surface

SEE THIS EXTRUSION AS A FACTORY BUILT FIXTURE ▶

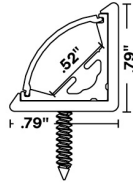
1 PRODUCT - DIMENSIONS



Profile



Profile with stainless steel mounting clip

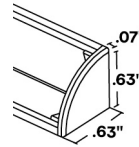


Profile with plastic mounting clip

END CAPS

One pair of end caps is provided with each length of extrusion ordered.

Flat end caps



No feed

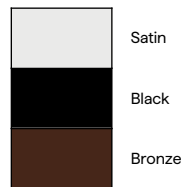
To order separately, use
ARKA-EC

WHITEOPTICS® PHOTOMETRICS

[Calculated L70(6k) - 70000 hours] Tested with SW24/5.0-DRY-30

	ARKA LM/FT		ARKA-WO LM/FT		ARKA-WO Lumen Increase	
	Satin	Black/Bronze	Satin	Black/Bronze	Satin	Black/Bronze
Clear	432	410	439	438	2%	7%
Frosted	426	404	431	425	1%	5%
Polar	391	371	413	408	6%	10%
Diffused	361	320	390	385	8%	20%

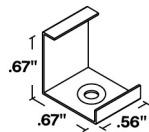
2 FINISH



Custom finishes require
a longer lead time,
consult factory

3 MOUNTING

SST



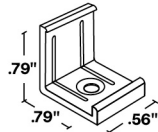
Stainless Steel Clip

2 clips provided for 4' or less; 4 clips provided
for greater than 4'

To order separately use SST-03

Each clip comes with a #4 x 5/8" Flat Head SS

PL



Plastic Clip

2 clips provided for 4' or less; 4 clips provided
for greater than 4'.

To order separately use PLC-02

Each clip comes with a #4 x 5/8" Flat Head SS




ARKA

Field Assembled Extrusion - Corner & Surface

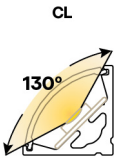
SEE THIS EXTRUSION AS A FACTORY BUILT FIXTURE ▶

4 DIODE VISIBILITY



PHOTOMETRIC PERFORMANCE

Nominal beam spread shown, beam spread varies based on light engine. For more detailed information, see factory built fixture photometric data.



Clear 130°

COMPATIBLE ACCESSORIES

HINGE - HMB-M	HINGE - HMB-L	HINGE - HMB-XL	Q-PIVOT	Q-ANGLE	QUOVA-STANDARD	VHB	SHIELD B - Small	SHIELD B - Medium	SD-J-LARGE
Adjustable mounting bracket - Medium	Adjustable mounting bracket - Large	Adjustable mounting bracket - XLarge	Small mounting accessory	Adjustable mounting accessory	QUOVA Knife Edge	Double sided mounting tape	For use within extrusions	For use within extrusions	J Mounting Bracket