

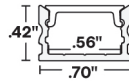



LALO

Field Assembled Extrusion - Surface & Recessed



SEE THIS EXTRUSION AS A FACTORY BUILT FIXTURE ►



- Mid-low profile LED aluminum extrusion
- Utilizes a sleek flat lens and a shadowless end cap design
- Ideal for lighting indirect and direct surface mount applications

1 PRODUCT	2 FINISH	3 MOUNTING	4 LENS	5 WIRE INPUT/OUTPUT	6 EXTRUSION LENGTH (IN)
LALO				NI	

Sample Part Number: **LALO-BK-MG-DF-NI-48"**

1 PRODUCT LALO	2 FINISH ST Satin BK Black CU Custom Color Custom finishes require a longer lead time, consult factory	3 MOUNTING SST Stainless Steel M4 Low Profile Magnet MG Magnet Refer to following pages for mounting clip option details and provided quantities.
4 LENS DF Diffused PR Polar FR Frosted CL Clear 17DEG Optical 17° For representation of LED visibility, see Diode Visibility section on following pages. For beam angles, see Photometric Performance section on following pages. For optional snap-on louver ordering, see External Louver Accessory section on following pages.	5 WIRE INPUT/OUTPUT NI Not Installed	6 EXTRUSION LENGTH (IN) 1" increments from 1" - 98.43" Tolerance +0.0"/-0.5"

COMPATIBLE LED STRIPS

	STATIC WHITE (SW)	STATIC WHITE STANDARD (SD-SW)	STATIC WHITE HIGH EFFICACY (SW-HE)	STATIC WHITE HIGH EFFICACY PLUS (SW-HE+)	STATIC WHITE EXTREME TEMP (SW-XT)	STATIC WHITE DOUBLE ROW (SW-DR)	STATIC WHITE HIGH EFFICACY DOUBLE ROW (SW-HE-DR)	DYNAMIC WHITE HIGH EFFICACY (DW-HE)	WARM DIM (WD)	STATIC COLOR (SC)	RGB	RGBW	RGBW HIGH EFFICACY (RGBW-HE)
DRY	✓ W/FT: 1.5, 3.0, 4.0, 5.0	✓ W/FT: 1.0, 2.0, 4.0, 6.0	✓ W/FT: 1.5, 3.0, 6.0	✓ W/FT: 3.0, 6.0				✓ W/FT: 1.5, 2.5	✓ W/FT: 6.0	✓ W/FT: 5.0	✓ W/FT: 6.0	✓ W/FT: 6.0	✓ W/FT: 4.0 NO CLEAR LENS
DMP	✓ W/FT: 1.5, 3.0, 4.0, 5.0		✓ W/FT: 1.5, 3.0, 6.0					✓ W/FT: 1.5, 2.5		✓ W/FT: 5.0	✓ W/FT: 6.0	✓ W/FT: 6.0	✓ W/FT: 4.0 NO CLEAR LENS
ENC	✓ W/FT: 1.5, 3.0, 4.0, 5.0		✓ W/FT: 1.5, 3.0, 6.0					✓ W/FT: 1.5, 2.5		✓ W/FT: 5.0	✓ W/FT: 6.0	✓ W/FT: 6.0	✓ W/FT: 4.0
WET	✓ W/FT: 1.5, 3.0, 4.0, 5.0	✓ W/FT: 1.0, 2.0, 4.0		✓ W/FT: 3.0, 6.0	✓ W/FT: 3.0			✓ W/FT: 1.5, 2.5	✓ W/FT: 6.0	✓ W/FT: 5.0	✓ W/FT: 6.0		✓ W/FT: 4.0 NO CLEAR LENS

Field modifications must comply with QTL's installation methods otherwise warranty is null & void | Surface mount | Painted end caps match the extrusion finish and have a white painted interior. Satin end caps utilize a metallic paint.

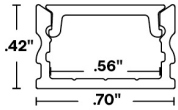


LALO

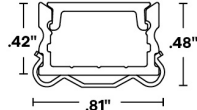
Field Assembled Extrusion - Surface & Recessed

SEE THIS EXTRUSION AS A FACTORY BUILT FIXTURE ▶

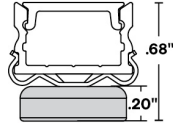
1 PRODUCT - DIMENSIONS



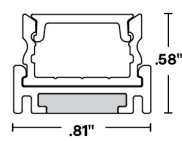
Profile with flat lens



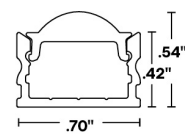
Profile with flat lens and stainless steel mounting clip



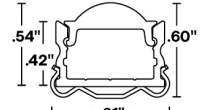
Profile with flat lens and magnet mounting clip



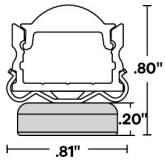
Profile with flat lens and low profile magnet



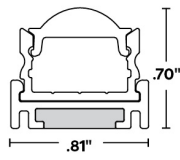
Profile with optical lens



Profile with optical lens and stainless steel mounting clip



Profile with optical lens magnet mounting clip

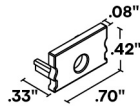


Profile with optical lens and low profile magnet

END CAPS

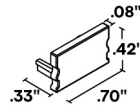
One pair of end caps is provided with each length of extrusion ordered.

Flat end caps



Feed

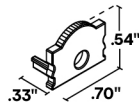
To order separately, use LALO-EC



No feed

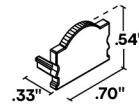
To order separately, use LALO-EC

Optical end caps



Feed

To order separately, use LALO-EC-17DEG



No feed

To order separately, use LALO-EC-17DEG

2 FINISH



Satin

Black

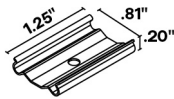
Custom finishes require a longer lead time, consult factory



3

MOUNTING

SST



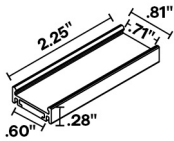
Stainless Steel Clip

2 clips provided for 4' or less; 4 clips provided for greater than 4'

To order separately use SST-01

Each clip comes with a #4 x 5/8" Flat Head SS

M4

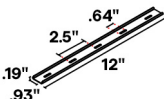


Low Profile Magnet

One M4 provided per foot.

To order separately use MG-04

MMA-04



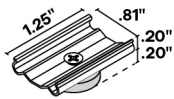
Magnet Mount
Accessory for M4

Sold separately, to order use MMA-04

Each bracket comes with 2 #6 x 5/8 Flat Head SS

Required when mounting to a non-magnetic surface

MG

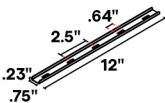


Magnet Clip

One MG provided per foot.

To order separately use MG-01

MMA-01



Magnet Mount
Accessory of MG-01

Sold separately, to order use MMA-01

Each bracket comes with 2 #6 x 5/8 Flat Head SS

Required when mounting to a non-magnetic surface

4

DIODE VISIBILITY



DF - Diffused lens

PR - Polar lens

FR - Frosted lens

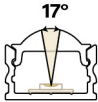
CL - Clear lens

Optical lens

PHOTOMETRIC PERFORMANCE

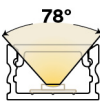
Nominal beam spread shown, beam spread varies based on light engine. For more detailed information, see factory built fixture photometric data.

17DEG



Optical 17°

CL

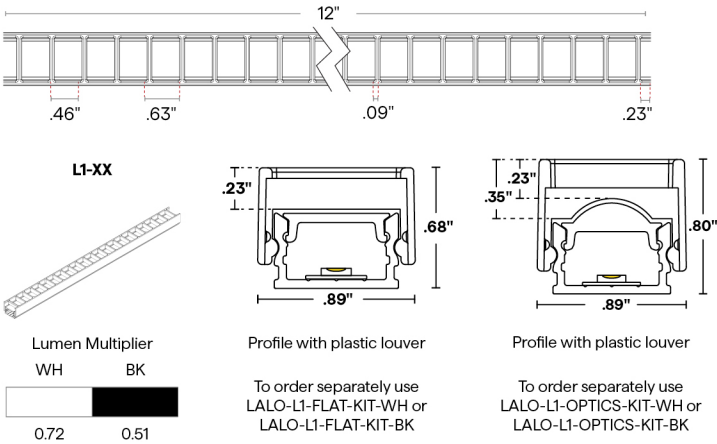


Clear 78°



EXTERNAL LOUVER ACCESSORY

PLASTIC



COMPATIBLE ACCESSORIES

