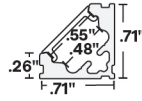



**VEVE™**

Field Assembled Extrusion - Corner & Surface

**10 YEAR**
WARRANTY**Declare.****SEE THIS EXTRUSION AS A FACTORY BUILT FIXTURE ►**

- VEEVE is a 45° angled extrusion with a narrow beam cutoff
- Perfect for applications when the light needs to be flush in a corner
- VEEVE uses lens and stainless steel mounting

1	2	3	4	5	6
PRODUCT	FINISH	MOUNTING	LENS	WIRE INPUT/OUTPUT	EXTRUSION LENGTH (IN)
VEVE				NI	

Sample Part Number: **VEVE-ST-SST-CL-NI-49"**

1	PRODUCT	2	FINISH	3	MOUNTING
	VEVE		ST Satin BK Black BZ Bronze CU Custom Color Custom finishes require a longer lead time, consult factory		SST Stainless Steel M4 Low Profile Magnet MG Magnet Refer to following pages for mounting clip option details and provided quantities.
4	LENS	5	WIRE INPUT/OUTPUT	6	EXTRUSION LENGTH (IN)
	DF Diffused PR Polar FR Frosted CL Clear 20DEG Optical 20° 45DEG Optical 45° For representation of LED visibility, see Diode Visibility section on following pages. For beam angles, see Photometric Performance section on following pages. 45DEG lens is only compatible with DRY and DMP rated LEDs.		NI Not Installed		1" increments from 1" - 98.43" Tolerance +0.0"/-0.5"

COMPATIBLE LED STRIPS

	STATIC WHITE (SW)	STATIC WHITE STANDARD (SD-SW)	STATIC WHITE HIGH EFFICACY (SW-HE)	STATIC WHITE HIGH EFFICACY PLUS (SW-HE+)	STATIC WHITE EXTREME TEMP (SW-XT)	STATIC WHITE DOUBLE ROW (SW-DR)	STATIC WHITE HIGH EFFICACY DOUBLE ROW (SW-HE-DR)	DYNAMIC WHITE HIGH EFFICACY (DW-HE)	WARM DIM (WD)	STATIC COLOR (SC)	RGB	RGBW	RGBW HIGH EFFICACY (RGBW-HE)
DRY	✓ W/FT: 1.5, 3.0, 4.0, 5.0	✓ W/FT: 1.0, 2.0, 4.0, 6.0	✓ W/FT: 1.5, 3.0, 6.0	✓ W/FT: 3.0, 6.0				✓ W/FT: 1.5, 2.5	✓ W/FT: 6.0	✓ W/FT: 5.0	✓ W/FT: 6.0	✓ W/FT: 6.0	✓ W/FT: 4.0 NO CLEAR LENS
DMP	✓ W/FT: 1.5, 3.0, 4.0, 5.0		✓ W/FT: 1.5, 3.0, 6.0					✓ W/FT: 1.5, 2.5		✓ W/FT: 5.0	✓ W/FT: 6.0	✓ W/FT: 6.0	✓ W/FT: 4.0 NO CLEAR LENS
ENC													
WET	✓ W/FT: 1.5, 3.0, 4.0, 5.0	✓ W/FT: 1.0, 2.0, 4.0								✓ W/FT: 5.0			

Field modifications must comply with QTL's installation methods otherwise warranty is null & void | Corner/surface mount | Painted end caps match the extrusion finish and have a white painted interior. Satin end caps utilize a metallic paint. | Patent # D799,066 S

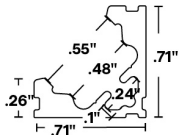


VEVE™

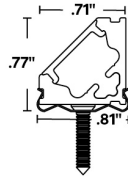
Field Assembled Extrusion - Corner & Surface

SEE THIS EXTRUSION AS A FACTORY BUILT FIXTURE ▶

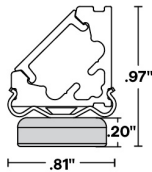
1 PRODUCT - DIMENSIONS



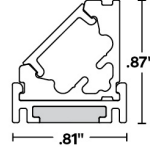
Profile



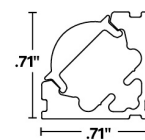
Profile with flat lens and stainless steel mounting clip



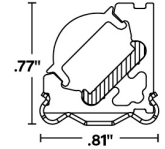
Profile with flat lens and magnet mounting clip



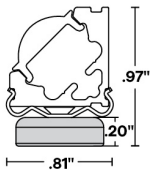
Profile with flat lens and low profile magnet



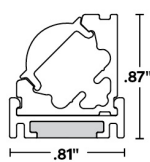
Profile with optical lens



Profile with optical lens, stainless steel mounting clip and mounting tray



Profile with optical lens magnet mounting clip

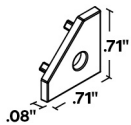


Profile with optical lens with low profile magnet

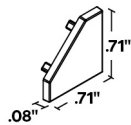
END CAPS

One pair of end caps is provided with each length of extrusion ordered.

Flat end caps



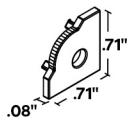
Feed



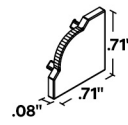
No feed

To order separately, use VEVE-EC To order separately, use VEVE-EC

Optical end caps



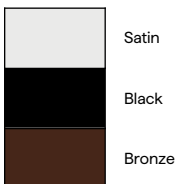
Feed



No feed

To order separately, use VEVE-EC-20DEG To order separately, use VEVE-EC-20DEG

2 FINISH



Custom finishes require a longer lead time, consult factory



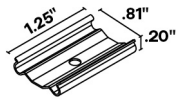
VEVE™

Field Assembled Extrusion - Corner & Surface

SEE THIS EXTRUSION AS A FACTORY BUILT FIXTURE ▶

3 MOUNTING

SST



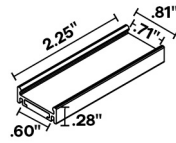
Stainless Steel Clip

2 clips provided for 4' or less; 4 clips provided for greater than 4'

To order separately use SST-01

Each clip comes with a #4 x 5/8" Flat Head SS

M4

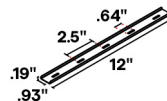


Low Profile Magnet

One M4 provided per foot.

To order separately use MG-04

MMA-04



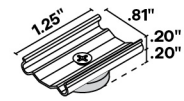
Magnet Mount
Accessory for M4

Sold separately, to order use MMA-04

Each bracket comes with 2 #6 x 5/8 Flat Head SS

Required when mounting to a non-magnetic surface

MG

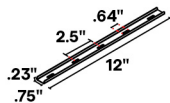


Magnet Clip

One MG provided per foot.

To order separately use MG-01

MMA-01



Magnet Mount
Accessory of MG-01

Sold separately, to order use MMA-01

Each bracket comes with 2 #6 x 5/8 Flat Head SS

Required when mounting to a non-magnetic surface

4 DIODE VISIBILITY



DF - Diffused lens

PR - Polar lens

FR - Frosted lens


CL - Clear lens

Optical lens

PHOTOMETRIC PERFORMANCE

Nominal beam spread shown, beam spread varies based on light engine. For more detailed information, see factory built fixture photometric data.

CL



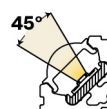
Clear 100°

20DEG



Optical 20°

45DEG



Optical 45°


COMPATIBLE ACCESSORIES

HINGE - HMB-M



Adjustable mounting
bracket - Medium

HINGE - HMB-L



Adjustable mounting
bracket - Large

HINGE - HMB-XL



Adjustable mounting
bracket - XLarge

Q-PIVOT




Small mounting
accessory

Q-ANGLE



Adjustable mounting
accessory

QUOVA-STANDARD




QUOVA Knife Edge

VHB



Double sided
mounting tape

MMA-01



Magnet Mount Accessory
of MG-01

MMA-04



Magnet Mount Accessory
of MG-04