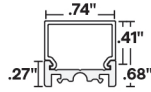





TRE3

Field Assembled Extrusion - Surface

SEE THIS EXTRUSION AS A FACTORY BUILT FIXTURE ►



- An impressive solution for grid ceiling and surface mount applications because of its unique three-sided lens
- TRE3 has two engineered mounting clips: a surface mount hidden stainless steel clip and a ceiling mount plastic T-Bar clip
- Available in lengths up to 98.43"

1	2	3	4	5	6
PRODUCT	FINISH	MOUNTING	LENS	WIRE INPUT/OUTPUT	EXTRUSION LENGTH (IN)
TRE3			DF	NI	

Sample Part Number: **TRE3-ST-HSS-DF-NI-48"**

1	PRODUCT	2	FINISH	3	MOUNTING
TRE3		ST Satin CU Custom Color Custom finishes require a longer lead time, consult factory		HSS Hidden Stainless Steel Clip TBC-01 9/16" Flat or Tegular TB-Grid TBC-02 15/16" Flat or Tegular TB-Grid Refer to following pages for mounting clip option details and provided quantities.	
4	LENS	5	WIRE INPUT/OUTPUT	6	EXTRUSION LENGTH (IN)
DF Diffused For representation of LED visibility, see Diode Visibility section on following pages. For beam angles, see Photometric Performance section on following pages.		NI Not Installed		1" increments from 1" - 98.43" Tolerance +0.0"/-0.5"	

COMPATIBLE LED STRIPS

	STATIC WHITE (SW)	STATIC WHITE STANDARD (SD-SW)	STATIC WHITE HIGH EFFICACY (SW-HE)	STATIC WHITE HIGH EFFICACY PLUS (SW-HE+)	STATIC WHITE EXTREME TEMP (SW-XT)	STATIC WHITE DOUBLE ROW (SW-DR)	STATIC WHITE HIGH EFFICACY DOUBLE ROW (SW-HE-DR)	DYNAMIC WHITE HIGH EFFICACY (DW-HE)	WARM DIM (WD)	STATIC COLOR (SC)	RGB	RGBW	RGBW HIGH EFFICACY (RGBW-HE)
DRY	✓ W/FT: 1.5, 3.0, 4.0, 5.0	✓ W/FT: 1.0, 2.0, 4.0, 6.0	✓ W/FT: 1.5, 3.0, 6.0	✓ W/FT: 3.0, 6.0				✓ W/FT: 1.5, 2.5	✓ W/FT: 6.0	✓ W/FT: 5.0	✓ W/FT: 6.0	✓ W/FT: 6.0	✓ W/FT: 4.0
DMP	✓ W/FT: 1.5, 3.0, 4.0, 5.0		✓ W/FT: 1.5, 3.0, 6.0					✓ W/FT: 1.5, 2.5	✓ W/FT: 6.0	✓ W/FT: 5.0	✓ W/FT: 6.0	✓ W/FT: 6.0	✓ W/FT: 4.0
ENC													
WET	✓ W/FT: 1.5, 3.0, 4.0, 5.0	✓ W/FT: 1.0, 2.0, 4.0			✓ W/FT: 3.0					✓ W/FT: 5.0			

Field modifications must comply with QTL's installation methods otherwise warranty is null & void | Ceiling grid mount | Three-sided lens | Painted end caps match the extrusion finish and have a white painted interior. Satin end caps utilize a metallic paint.

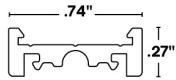


TRE3

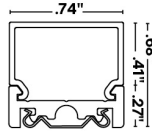
Field Assembled Extrusion - Surface

SEE THIS EXTRUSION AS A FACTORY BUILT FIXTURE ►

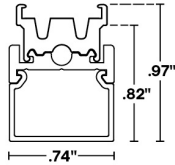
1 PRODUCT - DIMENSIONS



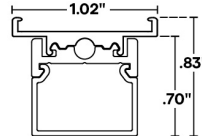
Profile



Profile with hidden stainless steel mounting clip



Profile with plastic T-Bar mounting clip

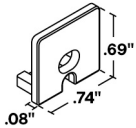


Profile with plastic T-Bar mounting clip

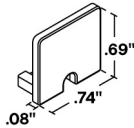
END CAPS

One pair of end caps is provided with each length of extrusion ordered.

Flat end caps



Feed



No Feed

To order separately, use TRE3-EC To order separately, use TRE3-EC

2 FINISH

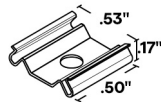


Satin

Custom finishes require a longer lead time, consult factory

3 MOUNTING

HSS



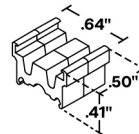
Hidden Stainless Steel Clip

2 clips provided for 4' or less; 4 clips provided for greater than 4'

To order separately use SST-02

Each clip comes with a #4 x 5/8" Flat Head SS

TBC-01



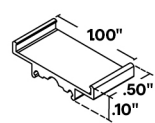
Plastic T-Bar Clip

Use on 9/16" Flat or Tegular Drop Ceiling

2 clips provided for first 12"; 1 clip provided for each additional 12" or less length

To order separately use TBC-01

TBC-02



Plastic T-Bar Clip

Use on 15/16" Flat or Tegular Drop Ceiling

2 clips provided for first 12"; 1 clip provided for each additional 12" or less length

To order separately use TBC-02



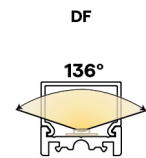
4

DIODE VISIBILITY



PHOTOMETRIC PERFORMANCE

Nominal beam spread shown, beam spread varies based on light engine. For more detailed information, see factory built fixture photometric data.



Diffused 136°

COMPATIBLE ACCESSORIES

<div>HINGE - HMB-M</div> <div></div> <div>Adjustable mounting bracket - Medium</div>	<div>HINGE - HMB-L</div> <div></div> <div>Adjustable mounting bracket - Large</div>	<div>HINGE - HMB-XL</div> <div></div> <div>Adjustable mounting bracket - XLarge</div>	<div>Q-PIVOT</div> <div></div> <div>Small mounting accessory</div>	<div>Q-ANGLE</div> <div></div> <div>Adjustable mounting accessory</div>	<div>SHIELD B - Small</div> <div></div> <div>For use within extrusions</div>	<div>SHIELD B - Medium</div> <div></div> <div>For use within extrusions</div>
--	---	---	--	---	--	---