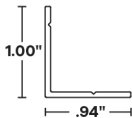





SD-L-MEDIUM

L BRACKET - ALUMINUM EXTRUSION



- L bracket with no reveal, creating the least amount of cutoff
- Surface mounts from the side, best for wall applications
- Mounts a large family of fixtures, LED light engines, and SHIELD
- Paintable finish
- Intended for indoor use only
- Mounting clips conveniently preinstalled for hassle-free installation
- Durable anodized aluminum

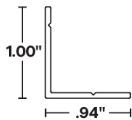
1	2	3	4
PRODUCT	FINISH	MOUNTING	LENGTH (IN)
SD-L-MEDIUM			

Sample Part Number: SD-L-MEDIUM-ST-SST-01-48"

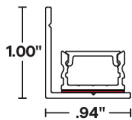
1	2	3	4
PRODUCT	FINISH	MOUNTING	LENGTH (IN)
SD-L-MEDIUM	<div>STSatin</div> <div>BKBlack</div>	<div>SST-03Stainless Steel Clip</div> <div>VHBVHB Tape</div> <div>N/ANo Clip (For Light Engine)</div> <div>Mounting clips preinstalled</div> <div>See MOUNTING COMPATIBILITY CHART for more information</div>	<div>1" increments from 2" - 98.43"</div> <div>Tolerance +0.0/-0.5"</div> <div>Light engine ordered separately</div>

1

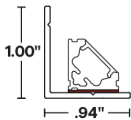
PRODUCT - DIMENSIONS WITH RECOMMENDED PROFILES



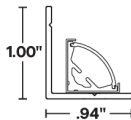
Profile



profile with: LALO-01



profile with: VEVE-01



profile with: ARKA-01

Field modifications must comply with QTL's installation methods otherwise warranty is null & void | Surface mount



SD-L-MEDIUM

L BRACKET - ALUMINUM EXTRUSION

2

FINISH



3

MOUNTING



COMPATIBILITY CHART

	SHIELD-B	ARKA	TELA	LALO	THIN	VEVE	WURM	LIGHT ENGINE
Lens Notes		Works with: ARKA-01	Works with: TELA-01	Works with: LALO-01, LALO-03	Works with: THIN-01	Works with: VEVE-01, VEVE-03		
SST-03 Stainless Steel Clip		✓	✓					
VHB		✓	✓	✓	✓	✓	✓	
N/A	✓							✓



SD-L-MEDIUM

L BRACKET - ALUMINUM EXTRUSION

LIGHT ENGINE COMPATIBILITY CHART

Order Separately

LED Strips No extrusion	STATIC WHITE (SW)	STATIC WHITE INDIVIDUALLY ADDRESSABLE (SW-IA)	STATIC WHITE STOCKING DISTRIBUTOR (SD-SW)	STATIC WHITE HIGH EFFICACY (SW-HE)	STATIC WHITE HIGH EFFICACY PLUS (SW-HE+)	STATIC WHITE EXTREME TEMP (SW-XT)	DYNAMIC WHITE HIGH EFFICACY (DW- HE)	WARM DIM (WD)	STATIC COLOR (SC)	RGB	RGBW	RGBW HIGH EFFICACY (RGBW-HE)
DRY	✓ W/FT: 1.5, 3.0, 4.0, 5.0	✓ W/FT: 5.0	✓ W/FT: 1.0, 2.0, 4.0, 6.0	✓ W/FT: 1.5, 3.0, 6.0, 9.0	✓ W/FT: 3.0, 6.0		✓ W/FT: 1.5, 2.5, 4.0	✓ W/FT: 6.0	✓ W/FT: 5.0	✓ W/FT: 6.0	✓ W/FT: 6.0	✓ W/FT: 4.0, 8.0
DMP	✓ W/FT: 1.5, 3.0, 4.0, 5.0			✓ W/FT: 1.5, 3.0, 6.0			✓ W/FT: 1.5, 2.5		✓ W/FT: 5.0	✓ W/FT: 6.0	✓ W/FT: 6.0	✓ W/FT: 4.0
WET	✓ W/FT: 1.5, 3.0, 4.0, 5.0		✓ W/FT: 1.0, 2.0, 4.0, 6.0	✓ W/FT: 1.5, 3.0, 6.0	✓ W/FT: 3.0, 6.0	✓ W/FT: 3.0	✓ W/FT: 1.5, 2.5	✓ W/FT: 6.0	✓ W/FT: 5.0	✓ W/FT: 6.0	✓ W/FT: 6.0	✓ W/FT: 4.0

ACCESSORY COMPATIBILITY CHART

Order Separately | Only Compatible with DRY

LED Strips No extrusion		STATIC WHITE (SW)	STATIC WHITE INDIVIDUALLY ADDRESSABLE (SW-IA)	STATIC WHITE STOCKING DISTRIBUTOR (SD-SW)	STATIC WHITE HIGH EFFICACY (SW-HE)	STATIC WHITE HIGH EFFICACY PLUS (SW-HE+)	STATIC WHITE EXTREME TEMP (SW-XT)	DYNAMIC WHITE HIGH EFFICACY (DW- HE)	WARM DIM (WD)	STATIC COLOR (SC)	RGB	RGBW	RGBW HIGH EFFICACY (RGBW-HE)
SHIELD-B	S	✓ W/FT: 1.5, 3.0, 4.0, 5.0		✓ W/FT: 2.0, 4.0, 6.0						✓ W/FT: 5.0			
	M		✓ W/FT: 5.0			✓ W/FT: 3.0, 6.0		✓ W/FT: 1.5, 2.5	✓ W/FT: 6.0		✓ W/FT: 6.0		✓ W/FT: 4.0
	L				✓ W/FT: 1.5, 3.0, 6.0							✓ W/FT: 6.0	



SD-L-MEDIUM

L BRACKET - ALUMINUM EXTRUSION

COMPATIBLE SHIELD

Order separately | See SHIELD cut sheet for more information



Profile - S



Profile - M



Profile - L

PHOTOMETRIC PERFORMANCE

Tested with SW24/5.0 at 3000K & MICRO-SW24/4.0 at 3000K

