



# SW-HE+24/6.0

LED Strips - Static White High Efficacy Plus



DESIGNED IN THE USA



Declare.

UK CA



- Dry and wet rated with 2" cutpoints
- Field-cutable up to 118"
- Accepted into the 2020 IES Progress Report
- Ambient operating temp: -13-115°F
- Installation temp: 50-100°F | Storage temp: -13-176°F
- Calculated L70 = 55000 hrs

1	2	3	4	5	6	7	8
V/WATTS	RATED	CCT - LUMENS/CRI	CONNECTOR/WIRE IN	CONNECTOR/WIRE OUT	WIRE COLOR	WIRE TYPE	ILLUMINATED LENGTH
SW-HE+24/6.0							

Sample Part Number: **SW-HE+24/6.0-DRY-27-BW-CLS-WH-CL2-48"**

1	2	3	4	5
V/WATTS	RATED	CCT - LUMENS/CRI	CONNECTOR/WIRE IN	CONNECTOR/WIRE OUT
<b>SW-HE+24/6.0</b> Voltage: 24VDC Wattage: 6.0W/ft See following pages for compatible power supplies.	<b>DRY</b> IP20	<b>27</b> 2700K 1091/93 <b>30</b> 3000K 1085/92 <b>35</b> 3500K 1114/93 <b>40</b> 4000K 1145/92	<b>BW</b> Bare Wire (Standard 24") <b>BRL</b> Barrel <b>CLS</b> Closed End (No feed) <b>CON6</b> Connector 6" <b>CON24</b> Connector 24"  Connector/Wire In not needed to specify product. Typical selection is BW. BW: Standard length is 24". Max length is 120". Request custom length by writing in part number next to BW (example: BW48)	<b>BW</b> Bare Wire (Standard 24") <b>BRL</b> Barrel <b>CLS</b> Closed End (No feed) <b>CON6</b> Connector 6" <b>CON24</b> Connector 24"  Connector/Wire Out not needed to specify product. Typical selection is CLS or BW. BW: Standard length is 24". Max length is 120". Request custom length by writing in part number next to BW (example: BW48)
	<b>WET</b> IP67	<b>27</b> 2700K 908/93 <b>30</b> 3000K 916/92 <b>35</b> 3500K 1019/92 <b>40</b> 4000K 1026/93	<b>BW</b> Bare Wire (Standard 24") <b>BRL</b> Barrel <b>CON6</b> Connector 6" <b>CON24</b> Connector 24"  Connector/Wire In not needed to specify product. Typical selection is BW. BW: Standard length is 24". Max length is 120". Request custom length by writing in part number next to BW (example: BW48)	<b>BW</b> Bare Wire (Standard 24") <b>BRL</b> Barrel <b>CLS</b> Closed End (No feed) <b>CON6</b> Connector 6" <b>CON24</b> Connector 24"  Connector/Wire Out not needed to specify product. Typical selection is CLS or BW. BW: Standard length is 24". Max length is 120". Request custom length by writing in part number next to BW (example: BW48)

6	7	8
WIRE COLOR	WIRE TYPE	ILLUMINATED LENGTH
<b>WH</b> White <b>BK</b> Black <b>N/A</b> Specify for Barrel  Barrel is white	<b>CL2</b> Class 2 <b>CL2P</b> Class 2 Plenum Rated <b>N/A</b> Specify for Barrel  CL2P only available with bare wire leads (BW)	<b>2"-118"</b> 2" increments  Available in reel lengths of 16' (Class 2) and 100'. Each reel will have a 2' soldered lead wire attached. Contact factory for larger reels.
<b>WH</b> White <b>BK</b> Black <b>N/A</b> Specify for Barrel  Barrel is black	<b>CL2</b> Class 2 <b>CL2P</b> Class 2 Plenum Rated <b>N/A</b> Specify for Barrel  CL2P only available with bare wire leads (BW)	<b>2"-118"</b> 2" increments

5 year warranty | Warranty only valid with QTL power supplies | Field modifications must comply with QTL's installation methods otherwise warranty is null & void | All data has +/- 5% tolerance | UL Listed



# SW-HE+24/6.0

LED Strips - Static White High Efficacy Plus

### 3 CCT – LUMENS/CRI - DELIVERED LUMENS

[Calculated L70 = 55000 hrs]  
Tested with SW-HE+24/6.0-DRY

CCT	Lumen/ft	Luminous Efficacy	CRI Ra	CRI R9	TM30 Rf	TM30 Rg
2700K	1091	176 Lm/W	93	62	91	100
3000K	1085	175 Lm/W	92	63	90	101
3500K	1114	186 Lm/W	93	70	90	100
4000K	1145	184 Lm/W	92	59	89	97

### TEMPERATURE RATINGS

		Min	Max
DRY	Ambient Operating Temp - Surface	-13°F	115°F
	Storage Temp	-13°F	176°F
	Installation Temp	50°F	100°F

### 4 / 5 CONNECTOR/WIRE – IN/OUT

Connector/Wire In or Out not needed to specify product. Standard configuration is BW for Wire In and CLS for Wire out

**BW**

.10"

Bare Wire 24" Stranded 22 AWG

**BRL**

1.44" .42" 1.74" .35"

Barrel 6" - DRY/DMP | 22 AWG

**BRL**

1.36" .44" 1.62" .66"

Barrel 6" - WET | 22 AWG

**CON6/CON24**

1.63" .38" 1.34" .39"

6" or 24" Overall Wire Connector | 22 AWG IP67 Rated, UL Listed

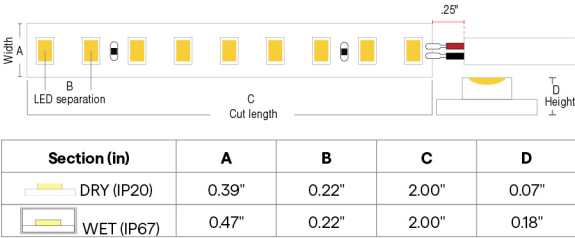
**CLS**

Not soldered

### 6 WIRE COLOR



### 8 ILLUMINATED LENGTH - DIMENSIONS



### COMPATIBLE EXTRUSIONS

	WIDE	ROUND	TORQ	TRE3	LALO	TALO	ARKA	TELA	VEVE	FLUR	EMBD	LATO	MDIN	OPTI-FLAT	OPTI-OPTICS	THIN
DRY	✓	✓	✓	✓	✓	✓	✓	✓	✓	✓	✓	✓	✓		✓	✓
DMP																
WET	✓				✓	✓	✓	✓					✓			NO LENS



SW-HE+24/6.0

LED Strips - Static White High Efficacy Plus

COMPATIBLE POWER SUPPLIES

See power supplies cut sheets for more information. Data subject to change, all data has +/- 5% tolerance.

DIM TO LEVEL	INDOOR	OUTDOOR
	SW24/5.0, SW-HE, SW-HE+	SW24/5.0, SW-HE, SW-HE+
Dim to Black	Q6M-DC+CAP QTM-DC+CAP iQ-PH+QD1	QOM-DC+CAP QOM-PH
0.1%	QT-CAB-QZ-PH/0-10V QT-CAB-eLED+0-10V QT-CAB-eLED+0-10V-AWN QT-CAB-eLED+DALI-DT6 QT-CAB-eLED+DALI-DT6-AWN QTM-eLED+0-10V QTM-eLED+0-10V-AWN QTM-eLED+DALI-DT6 QTM-eLED+DALI-DT6-AWN QZ-BOWTIE+DIMMER QZ-DMX QZ-PH/0-10V QZ-STICK-PH/0-10V QZLP	Q-SET-QZ-DMX Q-SET-QZ-PH/0-10V Q-SET-eLED+0-10V QOM-eLED+0-10V QOM-eLED+DALI-DT6 QOM-eLED+PS-DALI-DT6 QZ-DMX QZ-PH/0-10V
1%	QTM-eLED(E) QZ-DALI-DT6	Q-SET+QZ-DALI-DT6 QZ-DALI-DT6
10%	Non-Dim Power Supply with SW App Dongle	



SW-HE+24/6.0

LED Strips - Static White High Efficacy Plus

DIMMING PROTOCOL	INDOOR	OUTDOOR
	SW24/5.0, SW-HE, SW-HE+	SW24/5.0, SW-HE, SW-HE+
Non-Dim	QT-CAB-eLED-ND QTM-eLED-ND QZ-ND	Q-SET-QZ-ND Q-SET-eLED-ND QOM-eLED-ND QZ-ND
Phase	Q6M-DC+CAP QT-CAB-QZ-PH/0-10V QTM-DC+CAP QTM-eLED(E) QZ-BOWTIE+DIMMER QZ-PH/0-10V QZ-STICK-PH/0-10V QZLP iQ-PH+QD1	Q-SET-QZ-PH/0-10V QOM-DC+CAP QOM-PH QZ-PH/0-10V
0-10V	QT-CAB-QZ-PH/0-10V QT-CAB-eLED+0-10V QT-CAB-eLED+0-10V-AWN QTM-eLED+0-10V QTM-eLED+0-10V-AWN QZ-PH/0-10V QZ-STICK-PH/0-10V QZLP	Q-SET-QZ-PH/0-10V Q-SET-eLED+0-10V QOM-eLED+0-10V QZ-PH/0-10V
Lutron Athena	QT-CAB-eLED+0-10V-AWN QT-CAB-eLED+DALI-DT6-AWN QTM-eLED+0-10V-AWN QTM-eLED+DALI-DT6-AWN	
ECO System	QTM-eLED(E)	
DMX	QZ-DMX	Q-SET-QZ-DMX QZ-DMX
DALI-2: DT6	QT-CAB-eLED+DALI-DT6 QT-CAB-eLED+DALI-DT6-AWN QTM-eLED+DALI-DT6 QTM-eLED+DALI-DT6-AWN QZ-DALI-DT6	Q-SET+QZ-DALI-DT6 QOM-eLED+DALI-DT6 QZ-DALI-DT6
SCENE App Dimmed	Non-Dim Power Supply with SW App Dongle	

COMPATIBLE MOUNTING ACCESSORIES













<div>QUOVA-MICRO</div> <div></div> <div>QUOVA Knife Edge</div>	<div>SHIELD A - Medium</div> <div></div> <div>For standalone use</div>	<div>SHIELD B - Medium</div> <div></div> <div>For use within extrusions</div>	<div>BL-GRAZER</div> <div></div> <div>Backwards L Mounting Bracket</div>	<div>BL-MICRO</div> <div></div> <div>Backwards L Mounting Bracket</div>	<div>BL-LARGE</div> <div></div> <div>Backwards L Mounting Bracket</div>	<div>SD-L-LARGE</div> <div></div> <div>L Mounting Bracket</div>	<div>SD-L-MEDIUM</div> <div></div> <div>L Mounting Bracket</div>	<div>SD-L-MICRO</div> <div></div> <div>L Mounting Bracket</div>	<div>SD-J-LARGE</div> <div></div> <div>J Mounting Bracket</div>
<div>IQ-STRAP</div> <div></div> <div>Plastic strap, Fits all LED strips</div>	<div>IQ-CLIP-SS10</div> <div></div> <div>Metal clip, Fits WET strip</div>	<div>IQ-CLIP-PL</div> <div></div> <div>Plastic clip, Fits WET strip</div>							



# SW-HE+24/6.0

LED Strips - Static White High Efficacy Plus

## COMPATIBLE WIRING ACCESSORIES

<b>Q-NECT-02-LEAD-24</b>  Connects LED board to 24" lead wire DRY ONLY	<b>Q-NECT-02-JUMP-3</b>  Connects two LED boards together with 3" jumper; DRY ONLY	<b>Q-NECT-02-INLINE</b>  Connects two LED boards together DRY ONLY	<b>Q-NECT-SCREW-LEAD-12</b>  Connects LED board to 12" lead wire DRY ONLY	<b>Q-NECT-SCREW-JUMP-12</b>  Connects two LED boards together with 12" jumper; DRY ONLY	<b>Q-mini-J</b>  UL Listed, miniature junction box, DRY/DMP (WET rated with silicone)	<b>Q-mini-J5</b>  UL Listed, miniature junction box, DRY/DMP (WET rated with silicone)	<b>BARREL-EXT</b>  8ft barrel cable extender DRY ONLY	<b>BARREL FOUR-FER</b>  Splits lead from one to four LED Barrel connector fixtures, DRY/DMP	<b>CON120-EXT</b>  10ft Con cable extender DRY/DMP/WET
<b>CON FOUR-FER</b>  Splits lead from one to four LED Con connectors DRY/DMP/WET	<b>CON M - BARREL</b>  Male con to barrel cable adaptor DRY/DMP								

## COMPATIBLE CONTROL ACCESSORIES

<b>SCENE APP DONGLE</b>  Wi-Fi or Bluetooth Connectivity
--

## COMPATIBLE APPS

<b>NFC APP</b>  Read and write DMX addresses and adjust voltage
--