



SW24/5.0

LED Strips - Static White



- One bin, one step static white LED strip with 454 lm/ft @ 3000K
- 6 diodes per 1" cut point
- CCTs 2200K and greater meet or exceed Title 24 and JA8
- Ambient operating temp: -4-120°F
- Installation temp: 50-100°F | Storage temp: -4-140°F
- Calculated L70 = 70000 hrs

1	2	3	4	5	6	7	8
V/WATTS	RATED	CCT - LUMENS/CRI	CONNECTOR/WIRE IN	CONNECTOR/WIRE OUT	WIRE COLOR	WIRE TYPE	ILLUMINATED LENGTH
SW24/5.0							

Sample Part Number: **SW24/5.0-DMP-24-CON6-CLS-WH-CL2-48"**

1	2	3	4	5
V/WATTS	RATED	CCT - LUMENS/CRI	CONNECTOR/WIRE IN	CONNECTOR/WIRE OUT
SW24/5.0 Voltage: 24VDC Wattage: 5.0W/ft See following pages for compatible power supplies.	DRY IP20	18 1800K **/** 20 2000K 377/93 22 2200K 380/96 24 2400K 405/97 27 2700K 423/97 30 3000K 454/98 35 3500K 468/98 40 4000K 442/97	BW Bare Wire (Standard 24") BRL Barrel CLS Closed End (No feed) CON6 Connector 6" CON24 Connector 24" Connector/Wire In not needed to specify product. Typical selection is BW. BW: Standard length is 24"; Max length is 120". Request custom length by writing in part number next to BW (example: BW48)	BW Bare Wire (Standard 24") BRL Barrel CLS Closed End (No feed) CON6 Connector 6" CON24 Connector 24" Connector/Wire Out not needed to specify product. Typical selection is CLS or BW. BW: Standard length is 24"; Max length is 120". Request custom length by writing in part number next to BW (example: BW48)
		22 2200K **/** 24 2400K 337/94 27 2700K 333/97 30 3000K 367/98 35 3500K 370/96 40 4000K 398/97	BW Bare Wire (Standard 24") BRL Barrel CON6 Connector 6" CON24 Connector 24" Connector/Wire In not needed to specify product. Typical selection is BW. BW: Standard length is 24"; Max length is 120". Request custom length by writing in part number next to BW (example: BW48)	BW Bare Wire (Standard 24") BRL Barrel CLS Closed End (No feed) CON6 Connector 6" CON24 Connector 24" Connector/Wire Out not needed to specify product. Typical selection is CLS or BW. BW: Standard length is 24"; Max length is 120". Request custom length by writing in part number next to BW (example: BW48)
		18 1800K **/** 20 2000K 311/93 22 2200K 333/96 24 2400K 343/96 27 2700K 346/96 30 3000K 367/97 35 3500K 401/97 40 4000K 408/97	BW Bare Wire (Standard 24") BRL Barrel CON6 Connector 6" CON24 Connector 24" Connector/Wire In not needed to specify product. Typical selection is BW. BW: Standard length is 24"; Max length is 120". Request custom length by writing in part number next to BW (example: BW48)	BW Bare Wire (Standard 24") BRL Barrel CLS Closed End (No feed) CON6 Connector 6" CON24 Connector 24" Connector/Wire Out not needed to specify product. Typical selection is CLS or BW. BW: Standard length is 24"; Max length is 120". Request custom length by writing in part number next to BW (example: BW48)
	DMP IP54			
	WET IP67			

6	7	8
WIRE COLOR	WIRE TYPE	ILLUMINATED LENGTH
WH White BK Black N/A Specify for Barrel Barrel is white	CL2 Class 2 CL2P Class 2 Plenum Rated N/A Specify for Barrel CL2P only available with bare wire leads (BW)	1"-228" 1" increments Available in reel lengths of 19.2' (Class 2) and 100'. Each reel will have a 2' soldered lead wire attached. Contact factory for larger reels.
WH White BK Black N/A Specify for Barrel Barrel is black	CL2 Class 2 CL2P Class 2 Plenum Rated N/A Specify for Barrel CL2P only available with bare wire leads (BW)	1"-180" 1" increments
WH White BK Black N/A Specify for Barrel Barrel is black	CL2 Class 2 CL2P Class 2 Plenum Rated N/A Specify for Barrel CL2P only available with bare wire leads (BW)	1"-228" 1" increments

5 year warranty | Warranty only valid with QTL power supplies | Field modifications must comply with QTL's installation methods otherwise warranty is null & void | All data has +/- 5% tolerance | UL Listed | Title 24 - JA8-2016 Strips: DRY, DMP, and WET rated, 2200K and above



SW24/5.0

LED Strips - Static White

3 CCT – LUMENS/CRI - DELIVERED LUMENS

[Calculated L70 = 70000 hrs]
Tested with SW24/5.0-DRY

CCT	Lumen/ft	Luminous Efficacy	CRI Ra	CRI R9	TM30 Rf	TM30 Rg
1800K	***	** Lm/W	**	**	**	***
2000K	377	79 Lm/W	93	59	89	103
2200K	380	79 Lm/W	96	89	94	100
2400K	405	84 Lm/W	97	92	94	102
2700K	423	88 Lm/W	97	94	94	102
3000K	454	95 Lm/W	98	95	94	101
3500K	468	97 Lm/W	98	94	92	100
4000K	442	92 Lm/W	97	93	90	100

TEMPERATURE RATINGS

		Min	Max
DRY	Ambient Operating Temp - Surface	-4°F	120°F
	Storage Temp	-4°F	140°F
	Installation Temp	50°F	100°F

4 / 5 CONNECTOR/WIRE – IN/OUT

Connector/Wire In or Out not needed to specify product. Standard configuration is BW for Wire In and CLS for Wire out

BW

.10"

Bare Wire 24" Stranded 22 AWG

BRL

1.44" .42" 1.74" .35"

Barrel 6" - DRY/DMP | 22 AWG

BRL

1.36" .44" 1.62" .66"

Barrel 6" - WET | 22 AWG

CON6/CON24

1.63" .38" 1.34" .39"

6" or 24" Overall Wire Connector | 22 AWG IP67 Rated, UL Listed

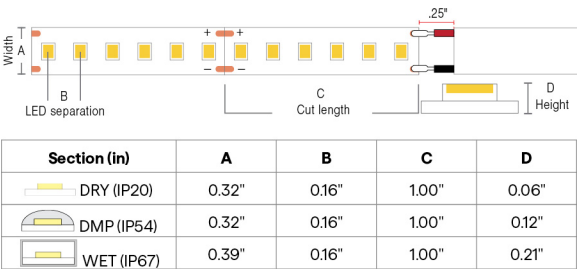
CLS

Not soldered

6 WIRE COLOR



8 ILLUMINATED LENGTH - DIMENSIONS



COMPATIBLE EXTRUSIONS

	WIDE	ROUND	TORQ	TRES	LALO	TALO	ARKA	TELA	VEVE	FLUR	EMBD	LATO	MDIN	OPTI-FLAT	OPTI-OPTICS	THIN
DRY	✓	✓	✓	✓	✓	✓	✓	✓	✓	✓	✓	✓	✓	✓	✓	✓
DMP	✓	✓	✓	✓	✓	✓	✓	✓	✓	✓	✓	✓	✓	✓		✓
WET	✓		EXCLUDES 40° LENS	✓	✓	✓	✓	✓	EXCLUDES 45° LENS	✓	EXCLUDES 30°, 45°, 60° LENS	✓	✓	✓		NO LENS



SW24/5.0

LED Strips - Static White

COMPATIBLE POWER SUPPLIES

See power supplies cut sheets for more information. Data subject to change, all data has +/- 5% tolerance.

DIM TO LEVEL	INDOOR	OUTDOOR
	SW24/5.0, SW-HE, SW-HE+	SW24/5.0, SW-HE, SW-HE+
Dim to Black	Q6M-DC+CAP QTM-DC+CAP iQ-PH+QD1	QOM-DC+CAP QOM-PH
0.1%	QT-CAB-QZ-PH/0-10V QT-CAB-eLED+0-10V QT-CAB-eLED+0-10V-AWN QT-CAB-eLED+DALI-DT6 QT-CAB-eLED+DALI-DT6-AWN QTM-eLED+0-10V QTM-eLED+0-10V-AWN QTM-eLED+DALI-DT6 QTM-eLED+DALI-DT6-AWN QZ-BOWTIE+DIMMER QZ-DMX QZ-PH/0-10V QZ-STICK-PH/0-10V QZLP	Q-SET-QZ-DMX Q-SET-QZ-PH/0-10V Q-SET-eLED+0-10V QOM-eLED+0-10V QOM-eLED+DALI-DT6 QOM-eLED+PS-DALI-DT6 QZ-DMX QZ-PH/0-10V
1%	QTM-eLED(E) QZ-DALI-DT6	Q-SET+QZ-DALI-DT6 QZ-DALI-DT6
10%	Non-Dim Power Supply with SW App Dongle	

















SW24/5.0

LED Strips - Static White

DIMMING PROTOCOL	INDOOR	OUTDOOR
	SW24/5.0, SW-HE, SW-HE+	SW24/5.0, SW-HE, SW-HE+
Non-Dim	QT-CAB-eLED-ND QTM-eLED-ND QZ-ND	Q-SET-QZ-ND Q-SET-eLED-ND QOM-eLED-ND QZ-ND
Phase	Q6M-DC+CAP QT-CAB-QZ-PH/0-10V QTM-DC+CAP QTM-eLED(E) QZ-BOWTIE+DIMMER QZ-PH/0-10V QZ-STICK-PH/0-10V QZLP iQ-PH+QD1	Q-SET-QZ-PH/0-10V QOM-DC+CAP QOM-PH QZ-PH/0-10V
0-10V	QT-CAB-QZ-PH/0-10V QT-CAB-eLED+0-10V QT-CAB-eLED+0-10V-AWN QTM-eLED+0-10V QTM-eLED+0-10V-AWN QZ-PH/0-10V QZ-STICK-PH/0-10V QZLP	Q-SET-QZ-PH/0-10V Q-SET-eLED+0-10V QOM-eLED+0-10V QZ-PH/0-10V
Lutron Athena	QT-CAB-eLED+0-10V-AWN QT-CAB-eLED+DALI-DT6-AWN QTM-eLED+0-10V-AWN QTM-eLED+DALI-DT6-AWN	
ECO System	QTM-eLED(E)	
DMX	QZ-DMX	Q-SET-QZ-DMX QZ-DMX
DALI-2: DT6	QT-CAB-eLED+DALI-DT6 QT-CAB-eLED+DALI-DT6-AWN QTM-eLED+DALI-DT6 QTM-eLED+DALI-DT6-AWN QZ-DALI-DT6	Q-SET+QZ-DALI-DT6 QOM-eLED+DALI-DT6 QZ-DALI-DT6
SCENE App Dimmed	Non-Dim Power Supply with SW App Dongle	

COMPATIBLE MOUNTING ACCESSORIES

QUOVA-MICRO  QUOVA Knife Edge	SHIELD A - Small  For standalone use	SHIELD B - Small  For use within extrusions	BL-GRAZER  Backwards L Mounting Bracket	BL-MICRO  Backwards L Mounting Bracket	BL-LARGE  Backwards L Mounting Bracket	SD-L-LARGE  L Mounting Bracket	SD-L-MEDIUM  L Mounting Bracket	SD-L-MICRO  L Mounting Bracket	SD-J-LARGE  J Mounting Bracket
iQ-STRAP  Plastic strap, Fits all LED strips	iQ-CLIP-SS12  Metal clip, Fits DMP strip	iQ-CLIP-SS10  Metal clip, Fits WET strip	iQ-CLIP-PL  Plastic clip, Fits WET strip						



SW24/5.0

LED Strips - Static White

COMPATIBLE WIRING ACCESSORIES

SNP-LEAD Connects lead wire to LED strip DRY ONLY	SNP-INLINE Connects LED strip to LED strip DRY ONLY	CLP-LEAD Connects lead wire to LED strip DRY ONLY	CLP-INLINE Connects LED strip to LED strip DRY ONLY	Q-NECT-01-LEAD-24 Connects LED board to 24" lead wire DRY ONLY	Q-NECT-01-JUMP-3 Connects two LED boards together with 3" jumper; DRY ONLY	Q-NECT-01-INLINE Connects two LED boards together DRY ONLY	Q-NECT-SCREW-LEAD-12 Connects LED board to 12" lead wire DRY ONLY	Q-NECT-SCREW-JUMP-12 Connects two LED boards together with 12" jumper; DRY ONLY	BARREL-EXT 8ft barrel cable extender DRY ONLY
BARREL FOUR-FER Splits lead from one to four LED Barrel connector fixtures; DRY/DMP	CON120-EXT 10ft Con cable extender DRY/DMP/WET	CON FOUR-FER Splits lead from one to four LED Con connectors DRY/DMP/WET	CON M - BARREL F Male con to barrel cable adaptor DRY/DMP	Q-mini-J UL Listed, miniature junction box; DRY/DMP (WET rated with silicone)	Q-mini-J5 UL Listed, miniature junction box; DRY/DMP (WET rated with silicone)	INSTALLATION KITS LEAD or JUMP DRY and WET LED strip wiring kits			

COMPATIBLE CONTROL ACCESSORIES

SCENE APP DONGLE

1.36"
2.58"

Wi-Fi or Bluetooth Connectivity

COMPATIBLE APPS

NFC APP

Read and write DMX addresses and adjust voltage