



# LC-SW24/2.0

## LED Strips - Static White LC Series



- One bin, three step static white LED strip with 250 lm/ft @ 3000K
- 8 diodes per 2" cut point
- Available in full reels or custom cut lengths
- Offered in CCTs of 2200K, 2400K, 2700K, 3000K, 3500K, and 4000K
- Compatible with QTL's standard extrusions
- For factory built fixture, contact factory

1 V/WATTS	2 RATED	3 CCT	4 CONNECTOR/WIRE IN	5 CONNECTOR/WIRE OUT	6 WIRE COLOR	7 WIRE TYPE	8 ILLUMINATED LENGTH
LC-SW24/2.0	DRY						

Sample Part Number: LC-SW24/2.0-DRY-30-CON6-CON6-WH-CL2-18"

<div>1</div> <div>V/WATTS</div> <div>LC-SW24/2.0</div> <div>Voltage: 24VDC Wattage: 2.0W/ft See following pages for compatible power supplies.</div>	<div>2</div> <div>RATED</div> <div>DRY IP20</div>	<div>3</div> <div>CCT</div> <div>22 2200K 24 2400K 27 2700K 30 3000K 35 3500K 40 4000K</div>	<div>4</div> <div>CONNECTOR/WIRE IN</div> <div>BW Bare Wire (Standard 24") BRL Barrel CLS Closed End (No feed) CON6 Connector 6" CON24 Connector 24"</div>	<div>5</div> <div>CONNECTOR/WIRE OUT</div> <div>BW Bare Wire (Standard 24") BRL Barrel CLS Closed End (No feed) CON6 Connector 6" CON24 Connector 24"</div>
<div>6</div> <div>WIRE COLOR</div> <div>WH White BK Black N/A Specify for Barrel</div> <div>Barrel is white</div>	<div>7</div> <div>WIRE TYPE</div> <div>CL2 Class 2 CL2P Class 2 Plenum Rated N/A Specify for Barrel</div> <div>CL2P only available with bare wire leads (BW)</div>	<div>8</div> <div>ILLUMINATED LENGTH</div> <div>DRY: 2"-576" in 2" increment</div> <div>Dry version also available in reel lengths of 48' (Class 2) and 100'. Each reel will have a 2' soldered lead wire attached. Contact factory for larger reels.</div> <div>For Class 2 low voltage, maximum reel size 48' run length per 96W output. Reel sizes 100' Reels do not include leads.</div>		

## COMPATIBLE EXTRUSIONS

	WIDE	ROND	TORQ	TRE3	LALO	TALO	ARKA	TELA	VEVE	FLUR	EMBD	LATO	MDIN	OPTI-FLAT	OPTI-OPTICS	THIN
DRY	✓	✓	✓	✓	✓	✓	✓	✓	✓	✓	✓	✓	✓	✓	✓	✓
DMP																
WET																

5 year warranty | Warranty only valid with QTL power supplies | Field modifications must comply with QTL's installation methods otherwise warranty is null & void | All data has +/- 5% tolerance | UL Listed



# LC-SW24/2.0

LED Strips - Static White LC Series

## 3 CCT – LUMENS/CRI - DELIVERED LUMENS

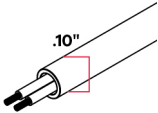
DRY

[Calculated L70 = 70000 hrs]  
Tested with LC-SW24/2.0-DRY

CCT	Lumen/ft	Luminous Efficacy	CRI Ra	CRI R9	TM30 Rf	TM30 Rg
2700K	237	123 Lm/W	97	80	94	101
3000K	250	130 Lm/W	96	79	93	100
3500K	253	132 Lm/W	97	89	93	99
4000K	270	140 Lm/W	95	79	91	99

## 4 / 5 CONNECTOR/WIRE – IN/OUT

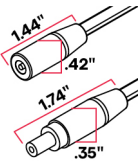
**BW**



.10"

Bare Wire 24"  
Stranded 22 AWG

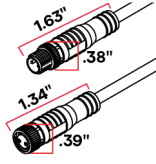
**BRL**



1.44"  
.42"  
1.74"  
.35"

Barrel 6" - DRY/DMP I  
22 AWG


**CON6/CON24**



1.63"  
.38"  
1.34"  
.39"

6" or 24" Overall  
Wire Connector | 22 AWG  
IP67 Rated, UL Listed

**CLS**

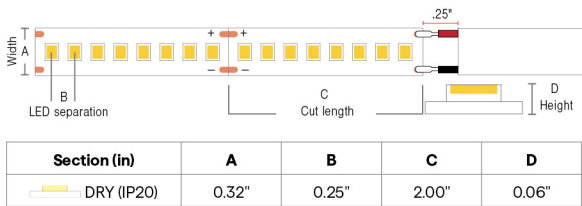


Not soldered

## 6 WIRE COLOR



## 8 ILLUMINATED LENGTH - DIMENSIONS





## LC-SW24/2.0

LED Strips - Static White LC Series

### COMPATIBLE POWER SUPPLIES

See power supplies cut sheets for more information. Data subject to change, all data has +/- 5% tolerance.

DIM TO LEVEL	INDOOR
	LC-SW24/1.0-4.0
Dim to Black	Q6M-DC+CAP QTM-DC+CAP IQ-PH+QD1
0.1%	QT-CAB-eLED+0-10V-AWN QT-CAB-eLED+DALI-DT6 QT-CAB-eLED+DALI-DT6-AWN QTM-eLED+0-10V QTM-eLED+0-10V-AWN QTM-eLED+DALI-DT6 QTM-eLED+DALI-DT6-AWN QZ-BOWTIE+DIMMER QZ-DMX QZ-PH/0-10V QZ-STICK-PH/0-10V QZLP
1%	QTM-eLED(E) QZ-DALI-DT6
10%	Non-Dim Power Supply with SW App Dongle

DIMMING PROTOCOL	INDOOR
	LC-SW24/1.0-4.0
Non-Dim	QTM-eLED-ND QZ-ND
Phase	Q6M-DC+CAP QTM-DC+CAP QTM-eLED(E) QZ-BOWTIE+DIMMER QZ-PH/0-10V QZ-STICK-PH/0-10V QZLP IQ-PH+QD1
0-10V	QT-CAB-eLED+0-10V-AWN QTM-eLED+0-10V QTM-eLED+0-10V-AWN QZ-PH/0-10V QZ-STICK-PH/0-10V QZLP
Lutron Athena	QT-CAB-eLED+0-10V-AWN QT-CAB-eLED+DALI-DT6-AWN QTM-eLED+0-10V-AWN QTM-eLED+DALI-DT6-AWN
ECO System	QTM-eLED(E)
DMX	QZ-DMX
DALI-2: DT6	QT-CAB-eLED+DALI-DT6 QT-CAB-eLED+DALI-DT6-AWN QTM-eLED+DALI-DT6 QTM-eLED+DALI-DT6-AWN QZ-DALI-DT6
SCENE App Dimmed	Non-Dim Power Supply with SW App Dongle



# LC-SW24/2.0

## LED Strips - Static White LC Series

### COMPATIBLE WIRING ACCESSORIES

<b>SNP-LEAD</b> <p>Connects lead wire to LED strip DRY ONLY</p>	<b>SNP-INLINE</b> <p>Connects LED strip to LED strip DRY ONLY</p>	<b>CLP-LEAD</b> <p>Connects lead wire to LED strip DRY ONLY</p>	<b>CLP-INLINE</b> <p>Connects LED strip to LED strip DRY ONLY</p>	<b>Q-NECT-01-LEAD-24</b> <p>Connects LED board to 24" lead wire DRY ONLY</p>	<b>Q-NECT-01-JUMP-3</b> <p>Connects two LED boards together with 3" jumper; DRY ONLY</p>	<b>Q-NECT-01-INLINE</b> <p>Connects two LED boards together DRY ONLY</p>	<b>Q-NECT-SCREW-LEAD-12</b> <p>Connects LED board to 12" lead wire DRY ONLY</p>	<b>Q-NECT-SCREW-JUMP-12</b> <p>Connects two LED boards together with 12" jumper; DRY ONLY</p>	<b>Q-mini-J</b> <p>UL Listed, miniature junction box, DRY/DMP (WET rated with silicone)</p>
<b>INSTALLATION KITS</b> <p>LEAD or JUMP DRY and WET LED strip wiring kits</p>	<b>BARREL-EXT</b> <p>8ft barrel cable extender DRY ONLY</p>	<b>BARREL FOUR-FER</b> <p>Splits lead from one to four LED Barrel connector fixtures, DRY/DMP</p>	<b>CON120-EXT</b> <p>10ft Con cable extender DRY/DMP/WET</p>	<b>CON FOUR-FER</b> <p>Splits lead from one to four LED Con connectors DRY/DMP/WET</p>	<b>CON M - BARREL F</b> <p>Male con to barrel cable adaptor DRY/DMP</p>	<b>Q-mini-J5</b> <p>UL Listed, miniature junction box, DRY/DMP (WET rated with silicone)</p>			