



# SW-HE+24/3.0

LED Strips - Static White High Efficacy Plus



Declare.



- Dry and wet rated with 2" cut points
- Field-cutable up to 196"
- Ambient operating temp: -13-145°F
- Installation temp: 50-100°F | Storage temp: -13-176°F
- Calculated L70 = 55000 hrs

| 1            | 2     | 3   | 4                 | 5                  | 6          | 7         | 8                  |
|--------------|-------|-----|-------------------|--------------------|------------|-----------|--------------------|
| V/WATTS      | RATED | CCT | CONNECTOR/WIRE IN | CONNECTOR/WIRE OUT | WIRE COLOR | WIRE TYPE | ILLUMINATED LENGTH |
| SW-HE+24/3.0 |       |     |                   |                    |            |           |                    |

Sample Part Number: **SW-HE+24/3.0-DRY-27-BW-CLS-WH-CL2-48"**

|   |  |  |   |  |   |  |  |
|---|--|--|---|--|---|--|--|
| <b>1</b><br><b>V/WATTS</b><br><br><b>SW-HE+24/3.0</b><br><br>Voltage: 24VDC<br>Wattage: 3.0W/ft<br>See following pages for compatible power supplies. | <b>2</b><br><b>RATED</b><br><br><b>DRY</b> IP20<br><b>WET</b> IP67 | <b>3</b><br><b>CCT</b><br><br><b>27</b> 2700K<br><b>30</b> 3000K<br><b>35</b> 3500K<br><b>40</b> 4000K | <b>4</b><br><b>CONNECTOR/WIRE IN</b><br><br><b>BW</b> Bare Wire (Standard 24")<br><b>BRL</b> Barrel<br><b>CLS</b> Closed End (No feed)<br><b>CON6</b> Connector 6"<br><b>CON24</b> Connector 24"<br><br>Connector/Wire In not needed to specify product. Typical selection is BW.<br>BW: Standard length is 24". Max length is 120". Request custom length by writing in part number next to BW (example: BW48) | <b>5</b><br><b>CONNECTOR/WIRE OUT</b><br><br><b>BW</b> Bare Wire (Standard 24")<br><b>BRL</b> Barrel<br><b>CLS</b> Closed End (No feed)<br><b>CON6</b> Connector 6"<br><b>CON24</b> Connector 24"<br><br>Connector/Wire Out not needed to specify product. Typical selection is CLS or BW.<br>BW: Standard length is 24". Max length is 120". Request custom length by writing in part number next to BW (example: BW48) | <b>6</b><br><b>WIRE COLOR</b><br><br><b>WH</b> White<br><b>BK</b> Black<br><b>N/A</b> Specify for Barrel<br><br>Barrel is white | <b>7</b><br><b>WIRE TYPE</b><br><br><b>CL2</b> Class 2<br><b>CL2P</b> Class 2 Plenum Rated<br><b>N/A</b> Specify for Barrel<br><br>CL2P only available with bare wire leads (BW) | <b>8</b><br><b>ILLUMINATED LENGTH</b><br><br>DRY: 2"-196" in 2" increment<br>WET: 2"-196" in 2" increment<br><br>Dry version also available in reel lengths of 32' (Class 2) and 100'. Each reel will have a 2' soldered lead wire attached. Contact factory for larger reels.<br><br>Available in reel lengths of 32' (Class 2) and 100'. Each reel will have a 2' soldered lead wire attached. Contact factory for larger reels. |
|---|--|--|---|--|---|--|--|

## COMPATIBLE EXTRUSIONS

|     | WIDE | ROUND | TORQ | TRES | LALO | TALO | ARKA | TELA | VEVE | FLUR | EMBD                        | LATO | MDIN | OPTI-FLAT | OPTI-OPTICS | THIN    |
|-----|------|-------|------|------|------|------|------|------|------|------|-----------------------------|------|------|-----------|-------------|---------|
| DRY | ✓    | ✓     | ✓    | ✓    | ✓    | ✓    | ✓    | ✓    | ✓    | ✓    | ✓                           | ✓    | ✓    |           | ✓           | ✓       |
| DMP |      |       |      |      |      |      |      |      |      |      |                             |      |      |           |             |         |
| WET | ✓    |       |      |      | ✓    | ✓    | ✓    | ✓    |      |      | EXCLUDES 30', 45', 60" LENS |      | ✓    |           |             | NO LENS |

5 year warranty | Warranty only valid with QTL power supplies | Field modifications must comply with QTL's installation methods otherwise warranty is null & void | All data has +/- 5% tolerance | UL Listed



# SW-HE+24/3.0

LED Strips - Static White High Efficacy Plus

## 3 CCT – LUMENS/CRI - DELIVERED LUMENS

### DRY

[Calculated L70 = 55000 hrs]  
Tested with SW-HE+24/3.0-DRY

| CCT   | Lumen/ft | Luminous Efficacy | CRI Ra | CRI R9 | TM30 Rf | TM30 Rg |
|-------|----------|-------------------|--------|--------|---------|---------|
| 2700K | 613      | 187 Lm/W          | 93     | 65     | 92      | 100     |
| 3000K | 587      | 179 Lm/W          | 92     | 63     | 91      | 100     |
| 3500K | 637      | 194 Lm/W          | 93     | 78     | 91      | 100     |
| 4000K | 716      | 210 Lm/W          | 92     | 59     | 89      | 97      |

### WET

[Calculated L70 = 55000 hrs]  
Tested with SW-HE+24/3.0-WET

| CCT   | Lumen/ft | CRI Ra |
|-------|----------|--------|
| 2700K | 451      | 94     |
| 3000K | 460      | 92     |
| 3500K | 498      | 93     |
| 4000K | 637      | 93     |

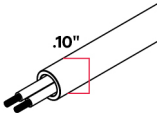
## TEMPERATURE RATINGS

|     |                                  | Min   | Max   |
|-----|----------------------------------|-------|-------|
| DRY | Ambient Operating Temp - Surface | -13°F | 145°F |
|     | Storage Temp                     | -13°F | 176°F |
|     | Installation Temp                | 50°F  | 100°F |

## 4 / 5 CONNECTOR/WIRE – IN/OUT

Connector/Wire In or Out not needed to specify product. Standard configuration is BW for Wire In and CLS for Wire out

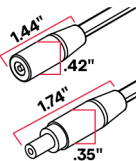
**BW**



.10"

Bare Wire 24"  
Stranded 22 AWG

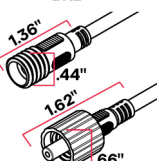
**BRL**



1.44"  
.42"  
1.74"  
.35"

Barrel 6" - DRY/DMP I  
22 AWG

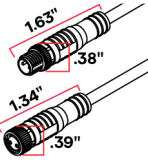
**BRL**



1.36"  
.44"  
1.62"  
.66"

Barrel 6" - WET I 22 AWG


**CON6/CON24**



1.63"  
.38"  
1.34"  
.39"

6" or 24" Overall  
Wire Connector I 22 AWG  
IP67 Rated, UL Listed

**CLS**



Not soldered

## 6 WIRE COLOR



## 8 ILLUMINATED LENGTH - DIMENSIONS



| Section (in) | A     | B     | C     | D     |
|--------------|-------|-------|-------|-------|
| DRY (IP20)   | 0.39" | 0.22" | 2.00" | 0.07" |
| WET (IP67)   | 0.47" | 0.22" | 2.00" | 0.18" |



SW-HE+24/3.0

LED Strips - Static White High Efficacy Plus

COMPATIBLE POWER SUPPLIES

See power supplies cut sheets for more information. Data subject to change, all data has +/- 5% tolerance.

| DIM TO LEVEL | INDOOR   | OUTDOOR   |
|--------------|--|---|
|              | SW24/5.0, SW-HE, SW-HE+  | SW24/5.0, SW-HE, SW-HE+   |
| Dim to Black | Q6M-DC+CAP<br>QTM-DC+CAP<br>IQ-PH+QD1  | QOM-DC+CAP<br>QOM-PH  |
| 0.1%         | QT-CAB-QZ-PH/0-10V<br>QT-CAB-eLED+0-10V<br>QT-CAB-eLED+0-10V-AWN<br>QT-CAB-eLED+DALI-DT6<br>QT-CAB-eLED+DALI-DT6-AWN<br>QTM-eLED+0-10V<br>QTM-eLED+0-10V-AWN<br>QTM-eLED+DALI-DT6<br>QTM-eLED+DALI-DT6-AWN<br>QZ-BOWTIE+DIMMER<br>QZ-DMX<br>QZ-PH/0-10V<br>QZ-STICK-PH/0-10V<br>QZLP | Q-SET-QZ-DMX<br>Q-SET-QZ-PH/0-10V<br>Q-SET-eLED+0-10V<br>QOM-eLED+0-10V<br>QOM-eLED+DALI-DT6<br>QOM-eLED+PS-DALI-DT6<br>QZ-DMX<br>QZ-PH/0-10V |
| 1%           | QTM-eLED(E)<br>QZ-DALI-DT6   | Q-SET+QZ-DALI-DT6<br>QZ-DALI-DT6  |
| 10%          | Non-Dim Power Supply with SW App Dongle  |   |
















# SW-HE+24/3.0

LED Strips - Static White High Efficacy Plus

| DIMMING PROTOCOL | INDOOR   | OUTDOOR  |
|------------------|--|--|
|                  | SW24/5.0, SW-HE, SW-HE+  | SW24/5.0, SW-HE, SW-HE+  |
| Non-Dim          | QT-CAB-eLED-ND<br>QTM-eLED-ND<br>QZ-ND   | Q-SET-QZ-ND<br>Q-SET-eLED-ND<br>QOM-eLED-ND<br>QZ-ND                   |
| Phase            | Q6M-DC+CAP<br>QT-CAB-QZ-PH/0-10V<br>QTM-DC+CAP<br>QTM-eLED(E)<br>QZ-BOWTIE+DIMMER<br>QZ-PH/0-10V<br>QZ-STICK-PH/0-10V<br>QZLP<br>iQ-PH+QD1           | Q-SET-QZ-PH/0-10V<br>QOM-DC+CAP<br>QOM-PH<br>QZ-PH/0-10V               |
| 0-10V            | QT-CAB-QZ-PH/0-10V<br>QT-CAB-eLED+0-10V<br>QT-CAB-eLED+0-10V-AWN<br>QTM-eLED+0-10V<br>QTM-eLED+0-10V-AWN<br>QZ-PH/0-10V<br>QZ-STICK-PH/0-10V<br>QZLP | Q-SET-QZ-PH/0-10V<br>Q-SET-eLED+0-10V<br>QOM-eLED+0-10V<br>QZ-PH/0-10V |
| Lutron Athena    | QT-CAB-eLED+0-10V-AWN<br>QT-CAB-eLED+DALI-DT6-AWN<br>QTM-eLED+0-10V-AWN<br>QTM-eLED+DALI-DT6-AWN   |  |
| ECO System       | QTM-eLED(E)  |  |
| DMX              | QZ-DMX   | Q-SET-QZ-DMX<br>QZ-DMX   |
| DALI-2: DT6      | QT-CAB-eLED+DALI-DT6<br>QT-CAB-eLED+DALI-DT6-AWN<br>QTM-eLED+DALI-DT6<br>QTM-eLED+DALI-DT6-AWN<br>QZ-DALI-DT6  | Q-SET+QZ-DALI-DT6<br>QOM-eLED+DALI-DT6<br>QZ-DALI-DT6                  |
| SCENE App Dimmed | Non-Dim Power Supply with SW App Dongle  |  |

## COMPATIBLE MOUNTING ACCESSORIES

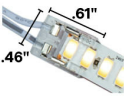











|  |  |  |   |  |  |   |   |  |  |
|--|--|--|---|--|--|---|---|--|--|
| <b>QUOVA-MICRO</b><br><br>QUOVA Knife Edge                | <b>SHIELD A - Medium</b><br><br>For standalone use    | <b>SHIELD B - Medium</b><br><br>For use within extrusions | <b>BL-GRAZER</b><br><br>Backwards L Mounting Bracket | <b>BL-MICRO</b><br><br>Backwards L Mounting Bracket | <b>BL-LARGE</b><br><br>Backwards L Mounting Bracket | <b>SD-L-LARGE</b><br><br>L Mounting Bracket | <b>SD-L-MEDIUM</b><br><br>L Mounting Bracket | <b>SD-L-MICRO</b><br><br>L Mounting Bracket | <b>SD-J-LARGE</b><br><br>J Mounting Bracket |
| <b>IQ-STRAP</b><br><br>Plastic strap, Fits all LED strips | <b>IQ-CLIP-SS10</b><br><br>Metal clip, Fits WET strip | <b>IQ-CLIP-PL</b><br><br>Plastic clip, Fits WET strip     |   |  |  |   |   |  |  |



# SW-HE+24/3.0

LED Strips - Static White High Efficacy Plus

## COMPATIBLE WIRING ACCESSORIES

|  |   |  |   |  |  |  |   |  |  |
|--|---|--|---|--|--|--|---|--|--|
| <b>Q-NECT-02-LEAD-24</b><br><br>Connects LED board to 24" lead wire<br>DRY ONLY           | <b>Q-NECT-02-JUMP-3</b><br><br>Connects two LED boards together with 3" jumper; DRY ONLY | <b>Q-NECT-02-INLINE</b><br><br>Connects two LED boards together<br>DRY ONLY | <b>Q-NECT-SCREW-LEAD-12</b><br><br>Connects LED board to 12" lead wire<br>DRY ONLY | <b>Q-NECT-SCREW-JUMP-12</b><br><br>Connects two LED boards together with 12" jumper; DRY ONLY | <b>Q-mini-J</b><br><br>UL Listed, miniature junction box, DRY/DMP (WET rated with silicone) | <b>Q-mini-J5</b><br><br>UL Listed, miniature junction box, DRY/DMP (WET rated with silicone) | <b>BARREL-EXT</b><br><br>8ft barrel cable extender<br>DRY ONLY | <b>BARREL FOUR-FER</b><br><br>Splits lead from one to four LED Barrel connector fixtures, DRY/DMP | <b>CON120-EXT</b><br><br>10ft Con cable extender<br>DRY/DMP/WET |
| <b>CON FOUR-FER</b><br><br>Splits lead from one to four LED Con connectors<br>DRY/DMP/WET | <b>CON M - BARREL</b><br><br>Male con to barrel cable adaptor<br>DRY/DMP                 |  |   |  |  |  |   |  |  |

## COMPATIBLE CONTROL ACCESSORIES

**SCENE APP DONGLE**



1.36"  
2.58"

Wi-Fi or Bluetooth Connectivity

## COMPATIBLE APPS

**NFC APP**



Read and write DMX addresses and adjust voltage