



QOM-eLED+0-10V-PS

12V or 24V DC Power Supply -
60W-300W



- Surface mount, exterior rated LED power supply center
- Utilizes Advance Xitanium drivers with optional 0-10V dimming modules
- Designed for powering 12VDC or 24VDC constant voltage products
- Suitable for 0-10V dimming or on/off applications
- 0-10V dimming provides PWM to the fixture for smooth dimming
- UL listed enclosure can accommodate 1-3 drivers and 1-3 dimming modules

| 1 PRODUCT | 2 WATTAGE | 3 PRIMARY VOLTAGE | 4 SECONDARY VOLTAGE | 5 CONTROL | 6 COLOR |
|--------------|--------------|----------------------|------------------------|--------------|------------|
| QOM-eLED-PS | | UNV | | 0-10V | |

Sample Part Number: **QOM-eLED-PS-60W-UNV-12VDC-0-10V-BK**

| | | | |
|---|---|--|--|
| 1 PRODUCT QOM-eLED-PS | 2 WATTAGE 60W 120W 180W 100W 200W 300W | 3 PRIMARY VOLTAGE UNV Universal (120-277V) UNV Universal (120-277V) | 4 SECONDARY VOLTAGE 12VDC 24VDC |
| 5 CONTROL 0-10V | 6 COLOR BK Black Powder Coat Finish (Standard) SS 316 Marine Grade Stainless Steel | | |

PRODUCT INFORMATION

- Limited output voltage and current, plus isolation for safe operation
- Dimmable 0.1% - 100% w/ additional 0-10V dimming module
- Fully potted driver(s) for moisture resistance
- Suitable for dry, damp, and wet locations
- Surface mount only
- Suitable for use with submersible luminaire
- Suitable for pool and spa application
- Primary voltage - universal (120-277V)
- Wide operating temperature range: -40°F to 104°F
- Fits up to (3): 60W 12VDC or (3):100W 24VDC driver(s) and
- (1) 0-10V dimming module
- 5 year warranty
- Driver has Class A sound rating
- Class 2 output
- CSA #239924
- Low Voltage Lighting Systems
 - CSA Class 3425-15 and Class 3425-95
 - CSA Standard C22.2 No. 250.0-08 - Luminaires
 - ANSI/ UL Standard 2108 - Low Voltage Lighting System
- ANSI/ UL Standard 8750 - Light Emitting Diode (LED) Equipment for Use in Lighting Products
- CSA Std C22.2 No 250.13-14 - Light Emitting Diode (LED) Equipment for Lighting Applications
- Landscape Lighting Systems
 - CSA Class 3402-15 and Class 3402-95
 - CSA Standard C22.2 No. 250.7-07 - Extra-Low-Voltage Landscape Lighting Systems
- ANSI/ UL Standard 1838 - Low Voltage Landscape Lighting Systems
- ANSI/ UL Standard 8750 - Light Emitting Diode (LED) Equipment for Use in Lighting Products
- CSA Std C22.2 No 250.13-14 - Light Emitting Diode (LED) Equipment for Lighting Applications
- Hydromassage (Pool and Spa)
 - CSA Class 3425-46 and class 3425-96
 - UL Standard 379 - Power Unit for Fountain, Swimming Pool and Spa Luminaires
 - CSA STD C22.2 NO.89-15-Swimming Pool Luminaire, Submersible Luminaires and Accessories



QOM-eLED+0-10V-PS

12V or 24V DC Power Supply - 60W–300W

VOLTAGE DROP CHART

This product must be installed in accordance with the applicable installation code by a person familiar with the construction and operation of the product and the hazards involved. If dimming with optional 0-10V dimming module, use a dimmer rated for 0-10

| VDC | Load (W) | Distance from PS for 5% Voltage Drop | | | | | | | | |
|-----|----------|--------------------------------------|--------|--------|--------|--------|--------|--------|--------|--------|
| | | 10 AWG | 12 AWG | 14 AWG | 16 AWG | 18 AWG | 20 AWG | 22 AWG | 24 AWG | 26 AWG |
| 12 | 12 | 601 | 378 | 238 | 149 | 94 | 59 | 37 | 23 | 15 |
| | 25 | 288 | 181 | 114 | 72 | 45 | 28 | 18 | 11 | 7 |
| | 60 | 120 | 76 | 48 | 30 | 19 | 12 | 7 | 5 | 3 |
| 24 | 17 | 848 | 533 | 336 | 211 | 133 | 84 | 53 | 33 | 21 |
| | 25 | 577 | 363 | 228 | 143 | 90 | 57 | 36 | 22 | 14 |
| | 40 | 360 | 227 | 143 | 90 | 56 | 36 | 22 | 14 | 9 |
| | 80 | 180 | 113 | 71 | 45 | 28 | 18 | 11 | 7 | 4 |
| | 100 | 144 | 91 | 57 | 36 | 23 | 14 | 9 | 6 | 4 |

| VDC | Load (W) | Distance from PS for 3% Voltage Drop | | | | | | | | |
|-----|----------|--------------------------------------|--------|--------|--------|--------|--------|--------|--------|--------|
| | | 10 AWG | 12 AWG | 14 AWG | 16 AWG | 18 AWG | 20 AWG | 22 AWG | 24 AWG | 26 AWG |
| 12 | 12 | 360 | 227 | 143 | 90 | 56 | 36 | 22 | 14 | 9 |
| | 25 | 173 | 109 | 68 | 43 | 27 | 17 | 11 | 7 | 4 |
| | 60 | 72 | 45 | 29 | 18 | 11 | 7 | 5 | 3 | 2 |
| 24 | 17 | 509 | 320 | 201 | 127 | 80 | 50 | 32 | 20 | 13 |
| | 25 | 346 | 218 | 137 | 86 | 54 | 34 | 21 | 14 | 9 |
| | 40 | 216 | 136 | 86 | 54 | 34 | 21 | 13 | 8 | 5 |
| | 80 | 108 | 68 | 43 | 27 | 17 | 11 | 7 | 4 | 3 |
| | 100 | 87 | 54 | 34 | 22 | 14 | 9 | 5 | 3 | 2 |

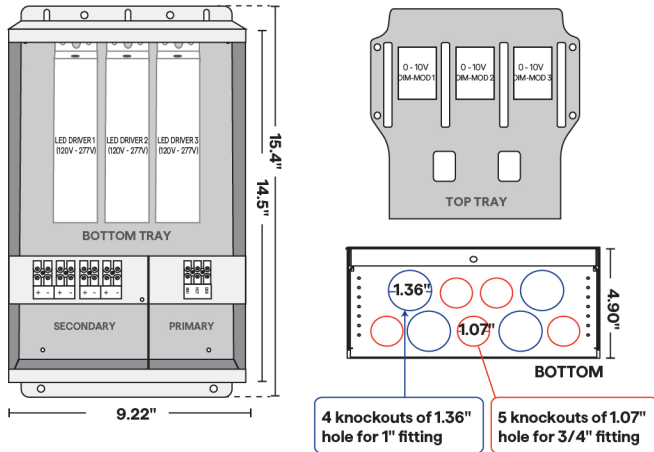
| VDC | Load (W) | Distance from PS for 1% Voltage Drop | | | | | | | | |
|-----|----------|--------------------------------------|--------|--------|--------|--------|--------|--------|--------|--------|
| | | 10 AWG | 12 AWG | 14 AWG | 16 AWG | 18 AWG | 20 AWG | 22 AWG | 24 AWG | 26 AWG |
| 12 | 12 | 120 | 76 | 48 | 30 | 19 | 12 | 7 | 5 | 3 |
| | 25 | 58 | 36 | 23 | 14 | 9 | 6 | 4 | 2 | 1 |
| | 60 | 24 | 15 | 10 | 6 | 4 | 2 | 2 | 1 | 1 |
| 24 | 17 | 170 | 107 | 67 | 42 | 27 | 17 | 11 | 7 | 4 |
| | 25 | 115 | 73 | 46 | 29 | 18 | 11 | 7 | 5 | 3 |
| | 40 | 72 | 45 | 29 | 18 | 11 | 7 | 5 | 3 | 2 |
| | 80 | 36 | 23 | 14 | 9 | 6 | 4 | 2 | 1 | 1 |
| | 100 | 29 | 18 | 11 | 7 | 5 | 3 | 2 | 1 | 1 |



QOM-eLED+0-10V-PS

12V or 24V DC Power Supply - 60W-300W

1 PRODUCT - DIMENSIONS



2 TECHNICAL INFORMATION

| Wattage | Max Load (Watts) | Secondary Voltage | Max Prim Amps @ 120V | Max Prim Amps @ 277V |
|---------|------------------|-------------------|----------------------|----------------------|
| 60W | 1x60W | 12VDC | 0.60A | 0.29A |
| 120W | 2x60W | 12VDC | 1.20A | 0.58A |
| 180W | 3x60W | 12VDC | 1.80A | 0.87A |
| 100W | 1x100W | 24VDC | 0.95A | 0.40A |
| 200W | 2x100W | 24VDC | 1.90A | 0.80A |
| 300W | 3x100W | 24VDC | 2.85A | 1.20A |

HOUSING

- 18 gauge welded steel enclosure: 15.4"L x 9.22"W x 4.90"D
- Door: 14.5"L x 9.27"W
- Knockouts: 9
- Built-in support bracket incorporated to secure housing for surface mounting

PERFORMANCE

- Rated for surface mount or outdoor use
- Fully rated to operate low voltage load at listed wattage (No derating required)
- Voltage regulation to 2% or less of rated output voltage
- The ability to be dimmed using 0-10V dimming
- Universal input range of 120-277 Vrms
- Low Voltage Lighting Systems
 - CSA Class 3425-15 and Class 3425-95
- LED Landscape Lighting System Components
 - CSA Class 3402-15 and Class 3402-95
- Hydromassage (Pool & Spa)
 - CSA Class 3425-46 and Class 3425-96
 - Short circuit protection (SCP)
 - Over voltage protection (OVP)
 - Over current protection (OCP)
 - Live tested by the manufacturer to ensure proper operation
- Terminal blocks are made of tin plated copper with a voltage rating of 300V and a current rating of 40A



QOM-eLED+0-10V-PS

12V or 24V DC Power Supply - 60W-300W

SPECIFICATIONS

| Input | 12VDC | | | 24VDC | | |
|----------------------------|-------|------|------|-------|------|------|
| Input Voltage (Vrms) | 120 | 230 | 277 | 120 | 230 | 277 |
| Input Current, max (Arms) | 0.58 | 0.30 | 0.25 | 0.98 | 0.51 | 0.42 |
| Inrush Current, max* (Apk) | - | - | - | 45 | 90 | 100 |
| Input Frequency (Hz) | 50/60 | | | 50/60 | | |
| Input Power (Wmax) | 70 | | | 117 | | |

| Output | 12VDC | 24VDC |
|-------------------------|-------|-------|
| Output Voltage, nom (V) | 12 | 24 |
| Output Current (A) | 5.0 | 4.1 |
| Output Power (Wmax) | 60 | 100 |
| Dimming 0-10V, max | 2mA | |

| Environmental | Min | Nom | Max | Min | Nom | Max |
|----------------|------|-----|-----|------|-----|-----|
| THD (%) | - | - | 20 | - | - | 20 |
| PF (%) | 0.90 | - | - | 0.90 | - | - |
| Case Temp (°F) | - | - | 90 | - | - | 90 |

*-200us event

PROTECTIONS

- Short Circuit Protection (SCP)
- Over Voltage Protection (OVP)
- Over Current Protection (OCP)
- Class 2 Output

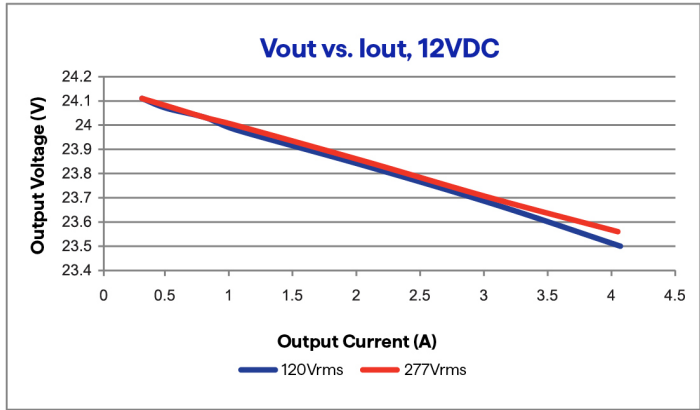
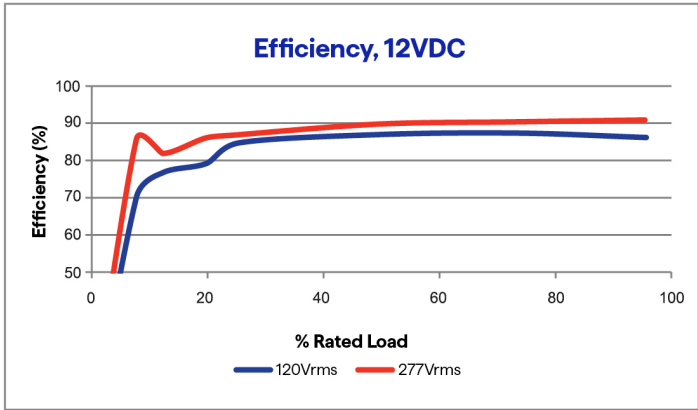
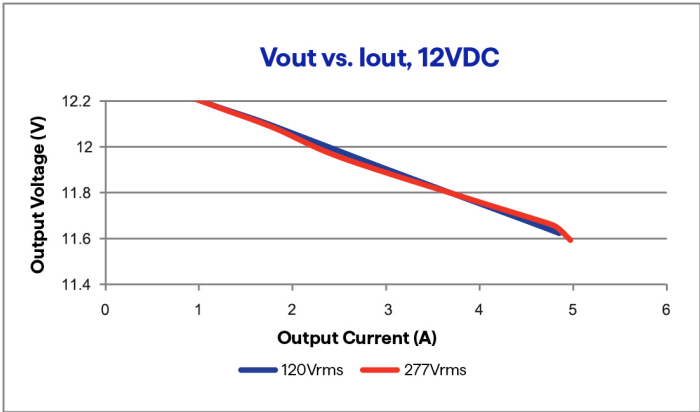
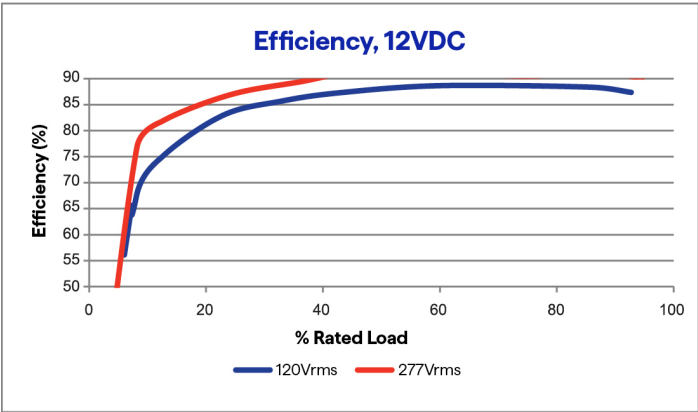
6 COLOR



Black Powder Coat Finish (Standard)
316 Marine Grade Stainless Steel

COMPLIANCE

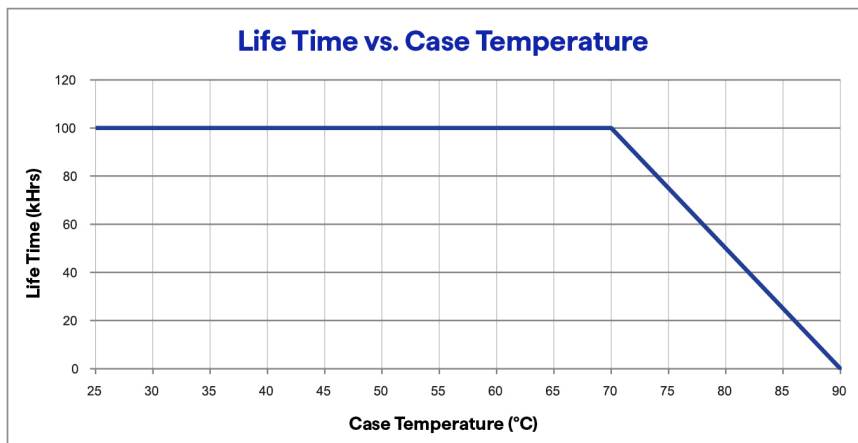
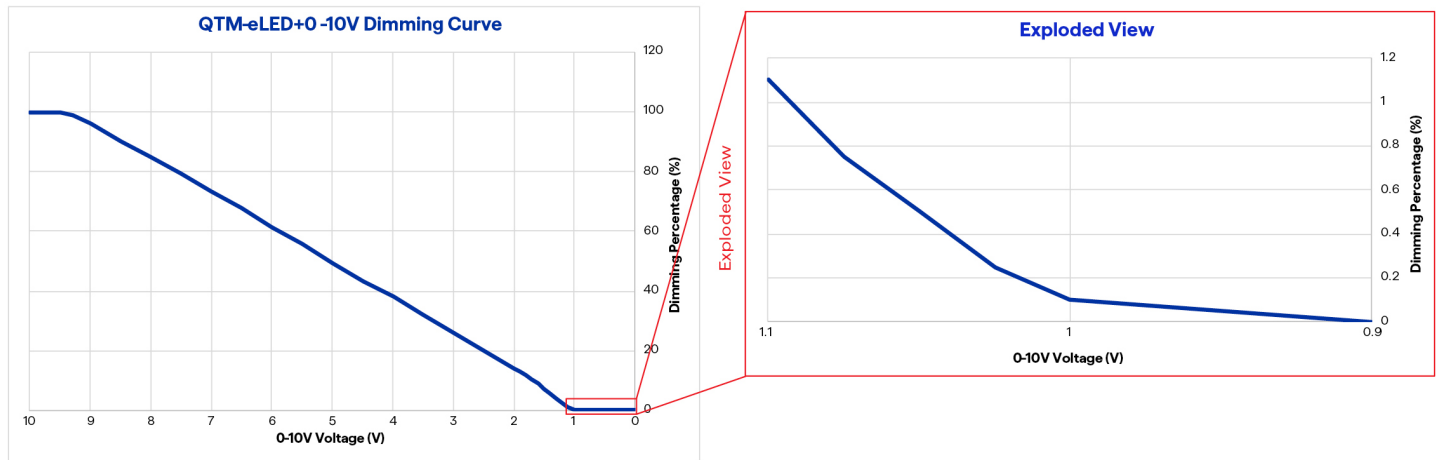
- EMI Spec
 - FCC 47 Part 15
 - EN61000-3-2
- CSA Certified
 - UL-2108
 - UL-1838
 - UL-8750
 - UL 379
 - CSA C22.2 No 250.7-07
 - CSA C22.2 No 250.0-08
 - CSA C22.2 No 250.13-14
 - CSA C22.2 No 89-15





QOM-eLED+0-10V-PS

12V or 24V DC Power Supply - 60W–300W



COMPATIBLE WIRING ACCESSORIES



UL Listed, miniature
junction box, DRY/DMP
(WET rated with silicone)