



## QOM-eLED+0-10V

12V or 24V DC Power Supply -  
60W-300W



- Surface mount, exterior rated LED power supply center
- Utilizes Advance Xitanium drivers with 0-10V dimming modules
- Designed for powering 12VDC or 24VDC constant voltage products
- Suitable for 0-10V dimming or on/off applications
- 0-10V dimming provides smooth dimming through PWM to the fixture
- UL listed enclosure can accommodate 1-3 drivers and 1-3 dimming modules
- Offers versatility for various applications

1 PRODUCT	2 WATTAGE	3 PRIMARY VOLTAGE	4 SECONDARY VOLTAGE	5 CONTROL	6 COLOR
QOM-eLED		UNV		0-10V	

Sample Part Number: **QOM-eLED-60W-UNV-12VDC-0-10V-BK**

<b>1</b> <b>PRODUCT</b> QOM-eLED	<b>2</b> <b>WATTAGE</b> 60W 120W 180W  100W 200W 300W	<b>3</b> <b>PRIMARY VOLTAGE</b> UNV Universal (120-277V)  UNV Universal (120-277V)	<b>4</b> <b>SECONDARY VOLTAGE</b> 12VDC  24VDC
<b>5</b> <b>CONTROL</b> 0-10V	<b>6</b> <b>COLOR</b> BK Black Powder Coat Finish (Standard) SS 316 Marine Grade Stainless Steel		

## COMPATIBLE LEDS

### STATIC WHITE

SW24/1.5-4.0	✓
SW24/5.0, SW-HE, SW-HE+	✓
SD-SW24/1.0-4.0	✓
SD-SW24/6.0	✓
SW-IA	
SW-XT	✓

### OTHER

DW-HE Tunable Applications	
DW-HE Warm Dim Applications	
WD	✓
SC	✓
RGB	
RGBW, RGBW-HE	

### SHEETS

Q-SHEETS SW	
Q-SHEETS DW Tunable Applications	
Q-SHEETS DW Warm Dim Applications	
Q-SHEETS RGB	
Q-SHEETS RGBW	

### MICRO 5

MICRO 5-SW	✓
MICRO 5-DW Tunable Applications	
MICRO 5-DW Warm Dim Applications	
MICRO 5-RGB	

## PRODUCT INFORMATION

- Limited output voltage and current, plus isolation for safe operation
- Dimmable 0.1% - 100% w/ additional 0-10V dimming module
- Fully potted driver(s) for moisture resistance
- Suitable for dry, damp, and wet locations
- Surface mount only
- Suitable for use with submersible luminaire
- Primary voltage - universal (120-277V)
- Wide operating temperature range: -40°F to 104°F
- Fits up to (3): 60W 12VDC or (3): 100W 24VDC driver(s) and 0-10V dimming module(s) in the same housing
- 5 year warranty
- Driver has Class A sound rating
- Class 2 output
- CSA #239924
- Low Voltage Lighting Systems
  - CSA Class 3425-15 and Class 3425-95
- CSA Standard C22.2 No. 250.0-08 - Luminaires
- ANSI/ UL Standard 2108 - Low Voltage Lighting System
- ANSI/ UL Standard 8750 - Light Emitting Diode (LED) Equipment for Use in Lighting Products
- CSA Std C22.2 No 250.13-14 - Light Emitting Diode (LED) Equipment for Lighting Applications
- Landscape Lighting Systems
  - CSA Class 3426-04 and Class 3426-94
  - CSA Standard C22.2 No. 250.7-07 - Extra-Low-Voltage Landscape Lighting Systems
  - ANSI/ UL Standard 1838 - Low Voltage Landscape Lighting Systems
  - ANSI/ UL Standard 8750 - Light Emitting Diode (LED) Equipment for Use in Lighting Products
  - CSA Std C22.2 No 250.13-14 - Light Emitting Diode (LED) Equipment for Lighting Applications



**QOM-eLED+0-10V**

12V or 24V DC Power Supply - 60W–300W

VOLTAGE DROP CHART

This product must be installed in accordance with the applicable installation code by a person familiar with the construction and operation of the product and the hazards involved. If dimming with optional 0-10V dimming module, use a dimmer rated for 0-10

VDC	Load (W)	Distance from PS for 5% Voltage Drop								
		10 AWG	12 AWG	14 AWG	16 AWG	18 AWG	20 AWG	22 AWG	24 AWG	26 AWG
12	12	601	378	238	149	94	59	37	23	15
	25	288	181	114	72	45	28	18	11	7
	60	120	76	48	30	19	12	7	5	3
24	17	848	533	336	211	133	84	53	33	21
	25	577	363	228	143	90	57	36	22	14
	40	360	227	143	90	56	36	22	14	9
	80	180	113	71	45	28	18	11	7	4
	100	144	91	57	36	23	14	9	6	4

VDC	Load (W)	Distance from PS for 3% Voltage Drop								
		10 AWG	12 AWG	14 AWG	16 AWG	18 AWG	20 AWG	22 AWG	24 AWG	26 AWG
12	12	360	227	143	90	56	36	22	14	9
	25	173	109	68	43	27	17	11	7	4
	60	72	45	29	18	11	7	5	3	2
24	17	509	320	201	127	80	50	32	20	13
	25	346	218	137	86	54	34	21	14	9
	40	216	136	86	54	34	21	13	8	5
	80	108	68	43	27	17	11	7	4	3
	100	87	54	34	22	14	9	5	3	2

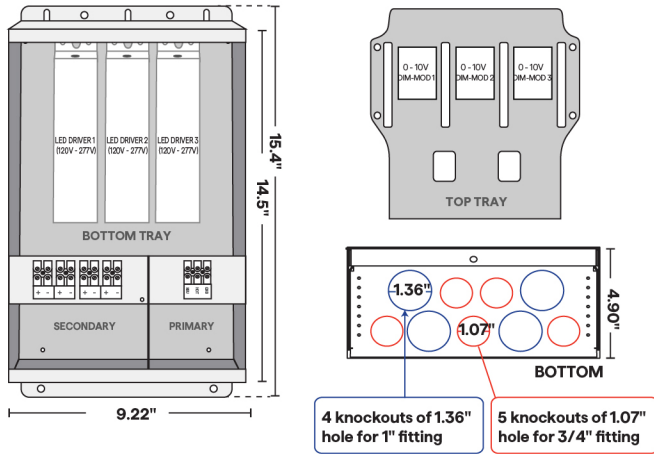
VDC	Load (W)	Distance from PS for 1% Voltage Drop								
		10 AWG	12 AWG	14 AWG	16 AWG	18 AWG	20 AWG	22 AWG	24 AWG	26 AWG
12	12	120	76	48	30	19	12	7	5	3
	25	58	36	23	14	9	6	4	2	1
	60	24	15	10	6	4	2	2	1	1
24	17	170	107	67	42	27	17	11	7	4
	25	115	73	46	29	18	11	7	5	3
	40	72	45	29	18	11	7	5	3	2
	80	36	23	14	9	6	4	2	1	1
	100	29	18	11	7	5	3	2	1	1



# QOM-eLED+0-10V

12V or 24V DC Power Supply - 60W-300W

## 1 PRODUCT - DIMENSIONS



## 2 TECHNICAL INFORMATION

Wattage	Max Load (Watts)	Secondary Voltage	Max Prim Amps @ 120V	Max Prim Amps @ 277V
60W	1x60W	12VDC	0.60A	0.29A
120W	2x60W	12VDC	1.20A	0.58A
180W	3x60W	12VDC	1.80A	0.87A
100W	1x100W	24VDC	0.95A	0.40A
200W	2x100W	24VDC	1.90A	0.80A
300W	3x100W	24VDC	2.85A	1.20A

## HOUSING

- 18 gauge welded steel enclosure: 15.4"L x 9.22"W x 4.90"D
- Door: 14.5"L x 9.27"W
- Knockouts: 9
- Built-in support bracket incorporated to secure housing for surface mounting

## PERFORMANCE

- Rated for surface mount or outdoor use
- Fully rated to operate low voltage load at listed wattage (No derating required)
- Voltage regulation to 2% or less of rated output voltage
- The ability to be dimmed using 0-10V dimming
- Universal input range of 120-277 Vrms
- Low Voltage Lighting Systems
  - CSA Class 3425-15 and Class 3425-95
- LED Landscape Lighting System Components
  - CSA Class 3402-15 and Class 3402-95
  - Short circuit protection (SCP)
  - Over voltage protection (OVP)
  - Over current protection (OCP)
  - Live tested by the manufacturer to ensure proper operation
- Terminal blocks are made of tin plated copper with a voltage rating of 300V and a current rating of 40A



# QOM-eLED+0-10V

12V or 24V DC Power Supply - 60W-300W

## SPECIFICATIONS

Input	12VDC			24VDC		
Input Voltage (Vrms)	120	230	277	120	230	277
Input Current, max (Arms)	0.58	0.30	0.25	0.98	0.51	0.42
Inrush Current, max* (Apk)	-	-	-	45	90	100
Input Frequency (Hz)	50/60			50/60		
Input Power (Wmax)	70			117		

Output	12VDC	24VDC
Output Voltage, nom (V)	12	24
Output Current (A)	5.0	4.1
Output Power (Wmax)	60	100
Dimming 0-10V, max	2mA	

Environmental	Min	Nom	Max	Min	Nom	Max
THD (%)	-	-	20	-	-	20
PF (%)	0.90	-	-	0.90	-	-
Case Temp (°F)	-	-	90	-	-	90

\*-200us event

## PROTECTIONS

- Short Circuit Protection (SCP)
- Over Voltage Protection (OVP)
- Over Current Protection (OCP)
- Class 2 Output

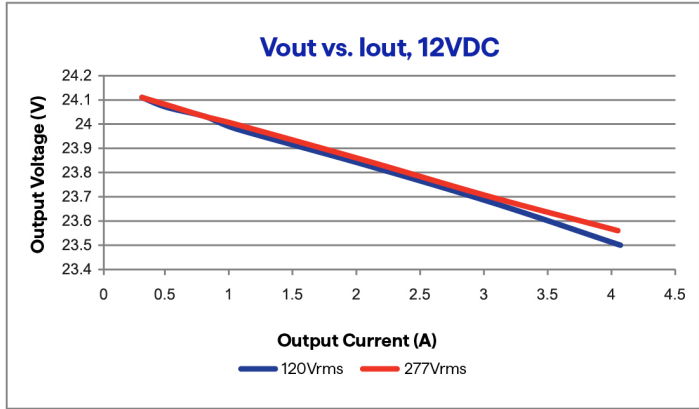
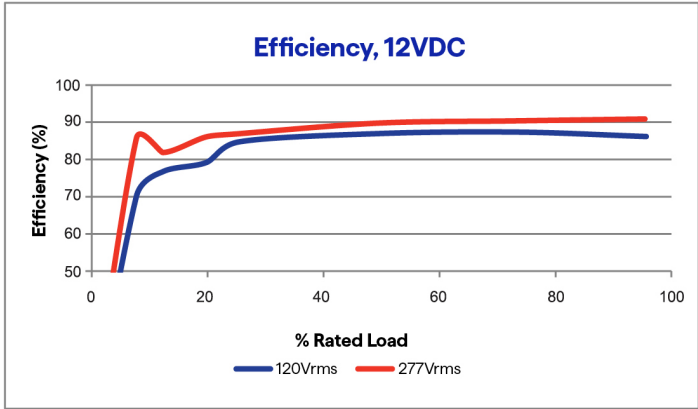
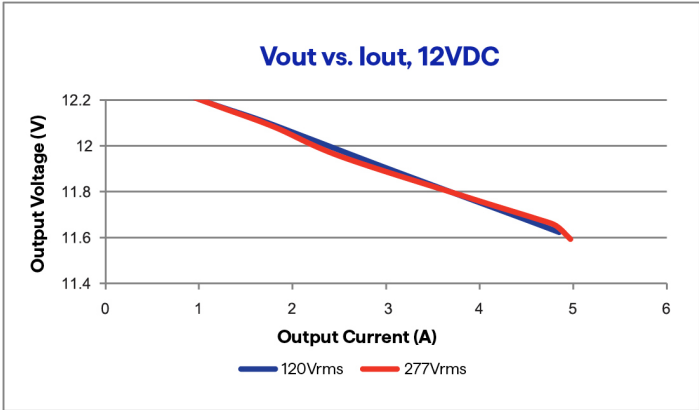
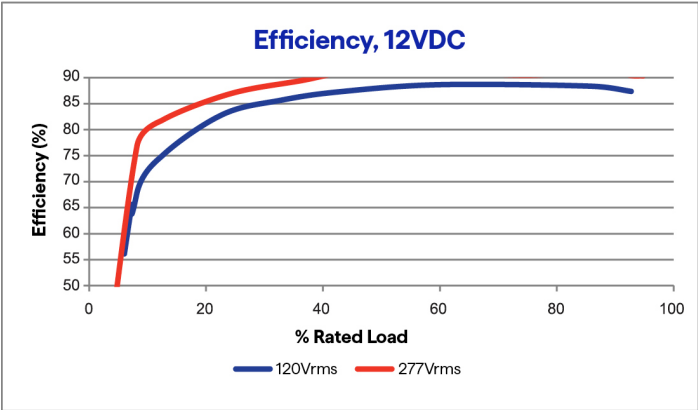
## 6 COLOR



Black Powder Coat Finish (Standard)  
316 Marine Grade Stainless Steel

## COMPLIANCE

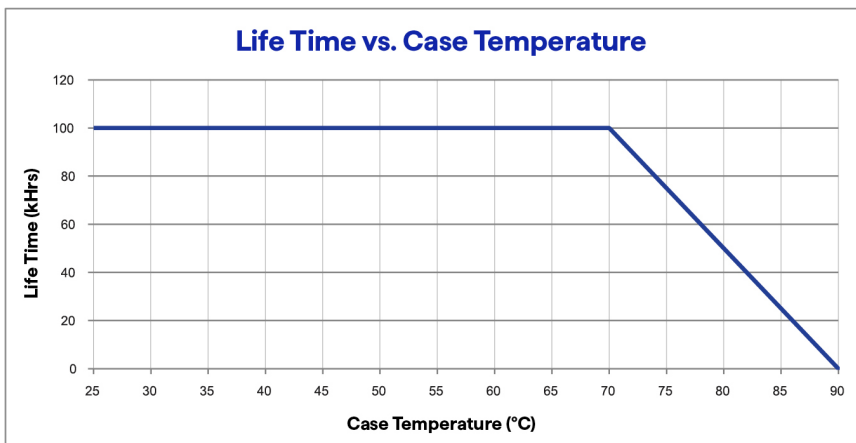
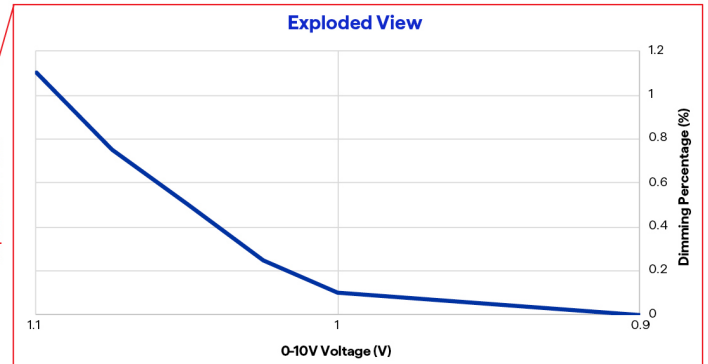
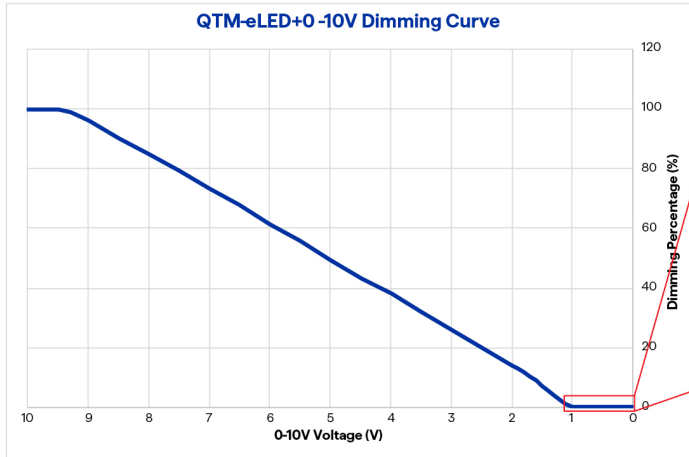
- EMI Spec
  - FCC 47 Part 15
  - EN61000-3-2
- CSA Certified
  - UL-2108
  - UL-1838
  - UL-8750
  - CSA C22.2 No 250.7-07
  - CSA C22.2 No 250.0-08
  - CSA C22.2 No 250.13-14





## QOM-eLED+0-10V

12V or 24V DC Power Supply - 60W–300W



## COMPATIBLE WIRING ACCESSORIES



UL Listed, miniature  
junction box, DRY/DMP  
(WET rated with silicone)