



QZ-PH/0-10V

24V DC Power Supply - 30W-288W



- Versatile Class 2 LED driver controlled with phase (forward or reverse) or 0-10V dimming down to 0.1%
- Pulse Width Modulation (PWM) output provides smooth flicker-free dimming
- 24VDC constant voltage output
- Available in various wattage options: 30W, 60W, 96W, 192W, and 288W
- Housing is listed for indoor or outdoor use

1 PRODUCT	2 WATTAGE	3 PRIMARY VOLTAGE	4 SECONDARY VOLTAGE	5 CONTROL	6 COLOR
QZ		UNV	24V	PH/010	

Sample Part Number: QZ-60W-UNV-24V-PH/010-BK

1 PRODUCT	2 WATTAGE	3 PRIMARY VOLTAGE	4 SECONDARY VOLTAGE
QZ	30W 60W 96W 192W 288W	UNV Universal (120-277V)	24V
5 CONTROL	6 COLOR		
PH/010 Phase or 0-10V dimming	WH White (Standard) BK Black Powder Coat Finish		

COMPATIBLE LEDS

STATIC WHITE

SW24/1.5-4.0	✓
SW24/5.0, SW-HE, SW-HE+	✓
SD-SW24/1.0-4.0	✓
SD-SW24/6.0	✓
SW-1A	
SW-XT	✓

OTHER

DW-HE Tunable Applications	
DW-HE Warm Dim Applications	
WD	✓
SC	✓
RGB	
RGBW, RGBW-HE	

SHEETS

Q-SHEETS SW	✓
Q-SHEETS DW Tunable Applications	
Q-SHEETS DW Warm Dim Applications	
Q-SHEETS RGB	
Q-SHEETS RGBW	

MICRO 5

MICRO 5-SW	✓
MICRO 5-DW Tunable Applications	
MICRO 5-DW Warm Dim Applications	
MICRO 5-RGB	

PRODUCT INFORMATION

- Vertical or horizontal surface mount
- Constant voltage output
- PH/010 Dimming:
 - Phase dimming: works with forward phase / leading edge, MLV and Reverse phase / trailing edge, ELV, TRIAC dimmers
 - Dimming range: 0.1% - 100%
 - 0-10V dimming
 - 1-10V dimming
 - 10V PWM
 - Potentiometer
 - Flicker-free dimming
 - PWM (high frequency) output reduces visible flicker
- WET listed
- Follows recommended practices of IEEE standard P1789 to mitigate flicker-induced health risks
- Suitable for dry, damp and wet locations
- Suitable for indoor & outdoor use
- Primary voltage - universal (110-277V)
- Wide operating temperature range: -40°F to +140°F
- UL, cUL listed
- Type HL rated
- Compliant to FCC Part 15B
- 5 year warranty



QZ-PH/0-10V

24V DC Power Supply - 30W-288W

VOLTAGE DROP CHART

Wiring from power supply to light fixture must be two conductor cable

VDC	Load (W)	Distance from PS for 5% Voltage Drop								
		10 AWG	12 AWG	14 AWG	16 AWG	18 AWG	20 AWG	22 AWG	24 AWG	26 AWG
24	15	961	605	380	239	150	95	60	37	24
	30	481	302	190	120	75	47	30	19	12
	60	240	151	95	60	38	24	15	9	6
	80	180	113	71	45	28	18	11	7	4
	96	150	95	59	37	24	15	9	6	4

VDC	Load (W)	Distance from PS for 3% Voltage Drop								
		10 AWG	12 AWG	14 AWG	16 AWG	18 AWG	20 AWG	22 AWG	24 AWG	26 AWG
24	15	577	363	228	143	90	57	36	22	14
	30	288	181	114	72	45	28	18	11	7
	60	144	91	57	36	23	14	9	6	4
	80	108	68	43	27	17	11	7	4	3
	96	90	57	36	22	14	9	6	4	2

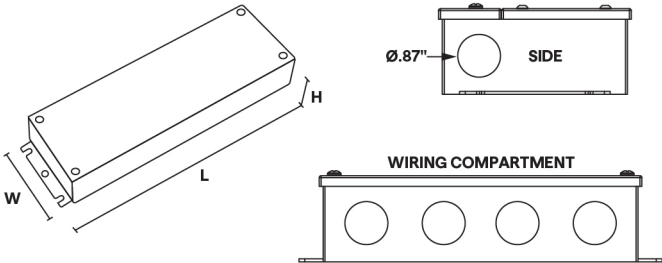
VDC	Load (W)	Distance from PS for 1% Voltage Drop								
		10 AWG	12 AWG	14 AWG	16 AWG	18 AWG	20 AWG	22 AWG	24 AWG	26 AWG
24	15	192	121	76	48	30	19	12	8	5
	30	96	61	38	24	15	10	6	4	2
	60	48	30	19	12	8	5	3	2	1
	80	36	23	14	9	6	4	2	1	1
	96	30	19	12	8	5	3	2	1	1

1 PRODUCT - DIMENSIONS

Size	Length (in)	Width (in)	Height (in)
30W	6.5	3.75	1.58
60W	7.5	3.75	1.58
96W	8.68	3.75	1.58
192W	10.94	4.33	1.77
288W	11.87	4.33	1.77

2 TECHNICAL INFORMATION

Wattage	Primary Voltage	Secondary Voltage	Secondary Current
30W	110-277V	24VDC	1.25 A
60W	110-277V	24VDC	2.5 A
96W	110-277V	24VDC	1x4 A
192W	110-277V	24VDC	2x4 A
288W	110-277V	24VDC	3x4 A





QZ-PH/0-10V

24V DC Power Supply - 30W-288W

SPECIFICATIONS

Input	
Input Voltage (Vrms)	110-277V
Input Current, max (Arms)	3.3A @ 110V
Inrush Current, max* (Apk)	43A@277V
Input Frequency (Hz)	50/60
Input Power (W)	330

Output	
Output Voltage, nom (V)	24
Output Current (A)	288W, 3x4A @ 24V
Output Power (Wmax)	288W


Environmental	Min	Nom	Max
THD (%)	-	-	20
PF (%)	0.94	-	-
Working Temp (°F)	-	-	140

*-200us event

PROTECTIONS

- Short Circuit Protection (SCP)
- Over Loading Protection (OLP)
- Over Temperature Protection (OTP)
- I/P-O/P: 1.88KVAC
- I/P-O/P: 100MΩ / 500VDC / 77°F / 70%RH

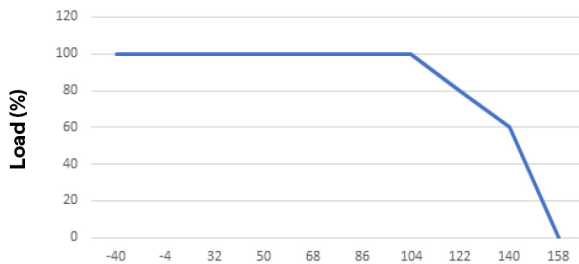
6 COLOR



COMPLIANCE

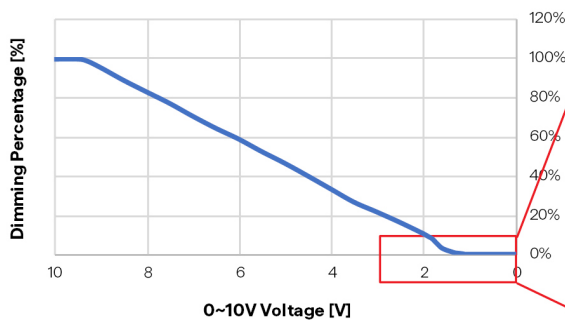
- EMI/RFI
 - FCC 47 CFR Part 15 Subpart B
- Certified
 - UL8750

Derating Curve

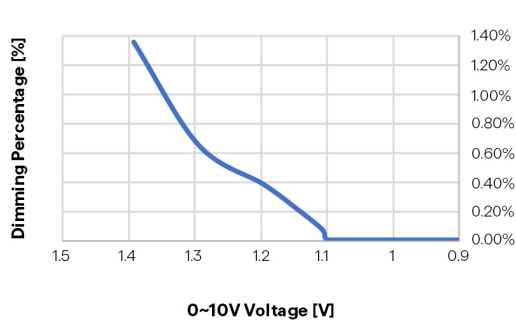


Ambient Temperature (°F)

PH-010 QZ Dimming Curve



QZ Dimming Curve

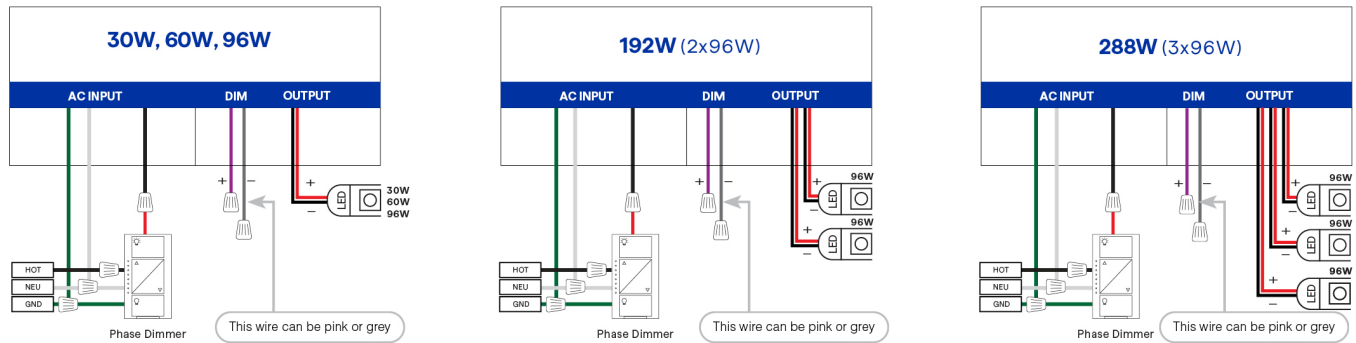




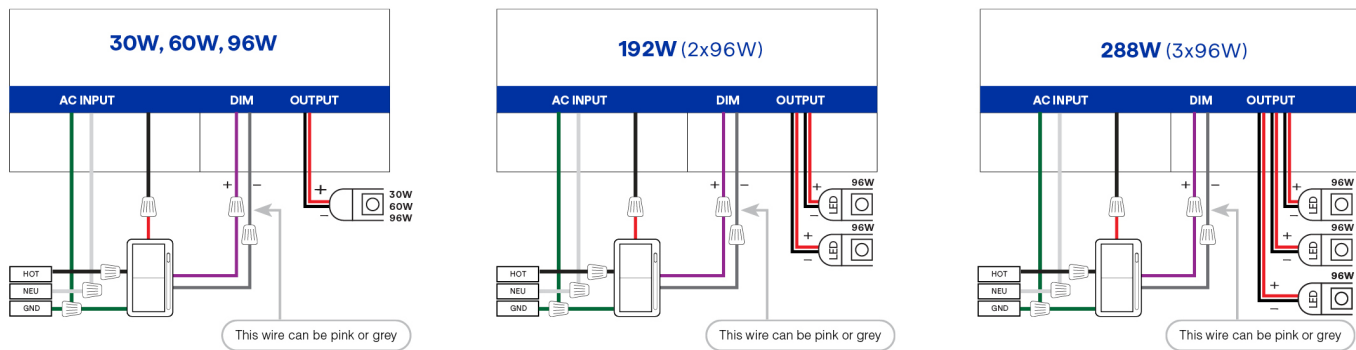
QZ-PH/0-10V

24V DC Power Supply - 30W-288W

PHASE DIMMING



0-10V DIMMING



Wiring from power supply to light fixture must be two conductor cable

COMPATIBLE WIRING ACCESSORIES

