



Q-HEX-mini-DC

12V or 24V DC Power Supply - 10W-60W

5 YEAR
WARRANTY



BUY AMERICAN
ACT COMPLIANT



BUILD AMERICA
BUY AMERICA
COMPLIANT



MADE IN AMERICA
FROM DOMESTIC &
FOREIGN PARTS



Declare.



- Designed for outdoor and direct burial use
- Specifically designed to work with the Q-TRIX R-50
- Features a compact design
- Supports loads up to 60W
- Offers output voltages of either 12V or 24V DC

1 PRODUCT	2 WATTAGE	3 PRIMARY VOLTAGE	4 SECONDARY VOLTAGE
Q-HEX			

Sample Part Number: Q-HEX-M10W-DC-120V-12VDC

1 PRODUCT	2 WATTAGE	3 PRIMARY VOLTAGE	4 SECONDARY VOLTAGE
Q-HEX	M10W-DC M20W-DC M60W-DC	120 60Hz 277 60Hz	12VDC 24VDC

COMPATIBLE LEDS

STATIC WHITE

SW24/15-4.0	✓
SW24/5.0, SW-HE, SW-HE+	
SD-SW24/1.0-4.0	✓
SD-SW24/6.0	
SW-1A	
SW-XT	✓

OTHER

DW-HE Tunable Applications	
DW-HE Warm Dim Applications	
WD	
SC	
RGB	
RGBW, RGBW-HE	

SHEETS

Q-SHEETS SW	
Q-SHEETS DW Tunable Applications	
Q-SHEETS DW Warm Dim Applications	
Q-SHEETS RGB	
Q-SHEETS RGBW	

MICRO 5

MICRO 5-SW	✓
MICRO 5-DW Tunable Applications	
MICRO 5-DW Warm Dim Applications	
MICRO 5-RGB	

PRODUCT INFORMATION

- 10 year warranty
- Outdoor, direct burial, low voltage driver
- Power ratings of 10W-60W
- Fully dimmable with MLV dimmer
- Easy to connect and pull wire through protective tube
- All connections should be made with silicone filled wire nuts
- Landscape Lighting
 - CSA C22.2 No. 250.7-07 Extra-low-voltage Landscape Lighting Systems
 - UL 1838 Low Voltage Landscape Lighting Systems
- Low Voltage Lighting
 - CSA C22.2 No. 250.0-08 Luminaires
 - UL 2108 Low Voltage Lighting Systems



Q-HEX-mini-DC

12V or 24V DC Power Supply - 10W-60W

VOLTAGE DROP CHART

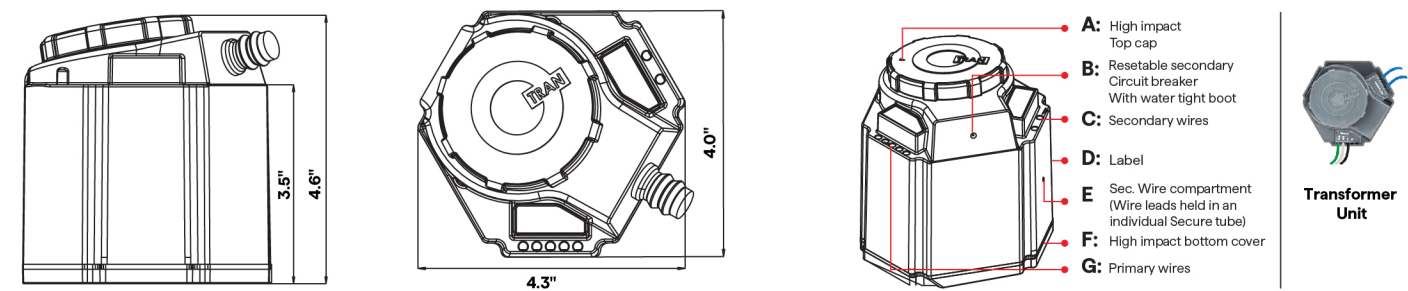
Secondary tap connection

Load Wattage (W)	TAP 1, 12V					
	8 AWG	10AWG	12AWG	14AWG	16AWG	18AWG
10	860	540	340	214	134	85
20	430	270	170	107	67	42
60	143	90	57	36	22	14

Load Wattage (W)	TAP 1, 24V					
	8 AWG	10AWG	12AWG	14AWG	16AWG	18AWG
10	3438	2160	1360	855	538	338
20	1719	1080	680	428	269	169
60	573	360	227	143	90	56

No dimming taps available. If dimming, increase size of transformer and wire gauge, and reduce distance to fixture to reduce voltage drop

1 PRODUCT - DIMENSIONS



2 TECHNICAL INFORMATION

Wattage	Max Load (Watts)	Secondary Voltage	Max Prim Amps @ 120V	Max Prim Amps @ 277V
M10W-DC	10W	12VDC/24VDC	0.15 A	0.10 A
M20W-DC	20W	12VDC/24VDC	0.30 A	0.15 A
M60W-DC	60W	12VDC/24VDC	0.90 A	0.40 A

HOUSING

- Q-HEX-Mini must be used with Q-TRIX-R50 housing



Q-HEX-mini-DC

12V or 24V DC Power Supply - 10W–60W

CSA CLASS

Input	Output (MAX)	CSA Class
120V	12VAC	3426-04 Luminaires - Landscape Lighting Systems - Component 3426-94 Luminaires - Landscape Lighting Systems - Component - US
120V-277V	12VAC	3426-94 Luminaires - Landscape Lighting Systems - Component - US
120V-277V	24VAC	3425-15 Luminaires - Low Voltage Lighting Systems 3425-95 Luminaires - Low Voltage Lighting Systems - US


COMPATIBLE DIRECT BURIAL PRODUCTS

Q-TRIX-R50



IP68 wet listed direct burial enclosure for Q-HEX-mini

Q-CLIK




Watertight fitting for entryway in and out of QTL housing

Q-WIRE



Highly efficient, long-lasting wire

Q-TWO



Underground low voltage UF splice kit

QW-STRIPPER



UF cable outer jacket strip tool