



QOM-DC+CAP

12V or 24V DC Power Supply -
60W-200W

10 YEAR
WARRANTY



BUY AMERICAN
ACT COMPLIANT




BUILD AMERICA
BUY AMERICA
COMPLIANT



MADE IN AMERICA
FROM DOMESTIC &
FOREIGN PARTS



Declare.



- Designed specifically for LED lighting applications
- Includes a robust rectifier for converting AC to DC power
- Features a large filter capacitor to remove voltage ripple and ensure no LED flicker
- Offers five tap selections to accommodate long cable runs and voltage drop
- Follows Class 2 power limits, with 60W circuits for 12V outputs and 96W circuits for 24V outputs
- Capable of supporting two 60W 12V circuits or one 96W 24V circuit
- Dimming levels to 0.1% (Dim to Dark)

1	2	3	4	5	6	7	8	9
PRODUCT	WATTAGE	PRIMARY VOLTAGE	SECONDARY VOLTAGE	NUMBER OF BREAKERS	BREAKER AMPERAGE	CHOKE	COLOR	OPTIONS
QOM						CK-S		

Sample Part Number: **QOM-60DC+CAP-120-24VDC-1-2.5-CK-S-SS-CP**

1 PRODUCT QOM	2 WATTAGE 60DC+CAP 120DC+CAP 60DC+CAP 100DC+CAP 200DC+CAP	3 PRIMARY VOLTAGE 120 60Hz 220 50/60Hz 230 50/60Hz 240 50/60Hz 277 60Hz 220, 230, 240 not standard, call factory for pricing 120 60Hz 220 50/60Hz 230 50/60Hz 240 50/60Hz 277 60Hz 220, 230, 240 not standard, call factory for pricing	4 SECONDARY VOLTAGE 12VDC 24VDC	5 NUMBER OF BREAKERS 1 2	6 BREAKER AMPERAGE 2.5 4 5	7 CHOKE CK-S	8 COLOR BK Black Powder Coat Finish (Standard) SS 316 Marine Grade Stainless Steel	9 OPTIONS CP Cord & Plug N/A
-----------------------------------	---	--	--	---	--	----------------------------------	---	---

COMPATIBLE LEDS

STATIC WHITE

SW24/1.5-4.0	✓
SW24/5.0, SW-HE, SW-HE+	✓
SD-SW24/1.0-4.0	✓
SD-SW24/6.0	✓
SW-1A	
SW-XT	✓

OTHER

DW-HE Tunable Applications	
DW-HE Warm Dim Applications	
WD	
SC	✓
RGB	
RGBW, RGBW-HE	

SHEETS

Q-SHEETS SW	
Q-SHEETS DW Tunable Applications	
Q-SHEETS DW Warm Dim Applications	
Q-SHEETS RGB	
Q-SHEETS RGBW	

MICRO 5

MICRO 5-SW	✓
MICRO 5-DW Tunable Applications	
MICRO 5-DW Warm Dim Applications	
MICRO 5-RGB	



QOM-DC+CAP

12V or 24V DC Power Supply - 60W-200W

PRODUCT INFORMATION

- Suitable for dry, damp, and wet locations
- Suitable for use with submersible luminaire
- Use dimmers rated for magnetic low voltage load with neutral wire
- 10 year warranty
- CSA #239924
- Low Voltage Lighting Systems
 - CSA Class 3425-15 and Class 3425-95
 - CSA Standard C22.2 No. 250.0-08 - Luminaires
 - ANSI/ UL Standard 2108 - Low Voltage Lighting System
 - ANSI/ UL Standard 8750 - Light Emitting Diode (LED) Equipment for Use in Lighting Products
- Landscape Lighting Systems
 - CSA Std C22.2 No 250.13-14 - Light Emitting Diode (LED) Equipment for Lighting Applications
- Landscape Lighting Systems
 - CSA Class 3426-04 and Class 3426-94
 - CSA Standard C22.2 No. 250.7-07 - Extra-Low-Voltage Landscape Lighting Systems
 - ANSI/ UL Standard 1838 - Low Voltage Landscape Lighting Systems
 - ANSI/ UL Standard 8750 - Light Emitting Diode (LED) Equipment for Use in Lighting Products
 - CSA Std C22.2 No 250.13-14 - Light Emitting Diode (LED) Equipment for Lighting Applications

VOLTAGE DROP CHART

Secondary tap connection

No Dimming - use primary tap #1

Load Wattage (W)	TAP 2, 12V					
	8 AWG	10AWG	12AWG	14AWG	16AWG	18AWG
60	143	90	57	36	22	14
120	72	45	28	18	11	7

Load Wattage (W)	TAP 3, 13V					
	8 AWG	10AWG	12AWG	14AWG	16AWG	18AWG
60	302	190	120	75	47	30
120	151	95	60	38	24	15

Load Wattage (W)	TAP 4, 14V					
	8 AWG	10AWG	12AWG	14AWG	16AWG	18AWG
60	462	290	183	115	72	45
120	231	145	91	57	36	23

Load Wattage (W)	TAP 5, 15V					
	8 AWG	10AWG	12AWG	14AWG	16AWG	18AWG
60	621	390	246	154	97	61
120	310	195	123	77	49	31

Load Wattage (W)	TAP 2, 24V					
	8 AWG	10AWG	12AWG	14AWG	16AWG	18AWG
60	573	360	227	143	90	56
100	344	216	136	86	54	34
200	172	108	68	43	27	17

Load Wattage (W)	TAP 3, 26V					
	8 AWG	10AWG	12AWG	14AWG	16AWG	18AWG
60	1210	760	479	301	189	119
100	726	456	287	181	114	71
200	363	228	144	90	57	36

Load Wattage (W)	TAP 4, 28V					
	8 AWG	10AWG	12AWG	14AWG	16AWG	18AWG
60	1847	1160	730	459	289	182
100	1108	696	438	276	173	109
200	554	348	219	138	87	55

Load Wattage (W)	TAP 5, 30V					
	8 AWG	10AWG	12AWG	14AWG	16AWG	18AWG
60	2483	1560	982	618	388	244
100	1490	936	589	371	233	147
200	745	468	295	185	117	73

With Dimming - use primary tap #2

Load Wattage (W)	TAP 2, 12V					
	8 AWG	10AWG	12AWG	14AWG	16AWG	18AWG
60	TAP 2 NOT RECOMMENDED FOR USE WITH DIMMER					
120						

Load Wattage (W)	TAP 3, 13V					
	8 AWG	10AWG	12AWG	14AWG	16AWG	18AWG
60	143	90	57	36	22	14
120	72	45	28	18	11	7

Load Wattage (W)	TAP 4, 14V					
	8 AWG	10AWG	12AWG	14AWG	16AWG	18AWG
60	302	190	120	75	47	30
120	151	95	60	38	24	15

Load Wattage (W)	TAP 5, 15V					
	8 AWG	10AWG	12AWG	14AWG	16AWG	18AWG
60	462	290	183	115	72	45
120	231	145	91	57	36	23

Load Wattage (W)	TAP 2, 24V					
	8 AWG	10AWG	12AWG	14AWG	16AWG	18AWG
60	TAP 2 NOT RECOMMENDED FOR USE WITH DIMMER					
100						
200						

Load Wattage (W)	TAP 3, 26V					
	8 AWG	10AWG	12AWG	14AWG	16AWG	18AWG
60	573	360	227	143	90	56
100	344	216	136	86	54	34
200	172	108	68	43	27	17

Load Wattage (W)	TAP 4, 28V					
	8 AWG	10AWG	12AWG	14AWG	16AWG	18AWG
60	1210	760	479	301	189	119
100	726	456	287	181	114	71
200	363	228	144	90	57	36

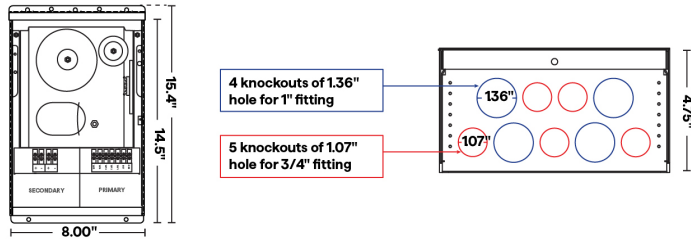
Load Wattage (W)	TAP 5, 30V					
	8 AWG	10AWG	12AWG	14AWG	16AWG	18AWG
60	1847	1160	730	459	289	182
100	1108	696	438	276	173	109
200	554	348	219	138	87	55



QOM-DC+CAP

12V or 24V DC Power Supply - 60W-200W

1 PRODUCT - DIMENSIONS



2 TECHNICAL INFORMATION

Wattage	Max Load (Watts)	Fixture Load Volts	Max Prim Amps @ 120V	Max Prim Amps @ 277V
60DC+CAP	60W	12VDC	0.9 A	0.4 A
120DC+CAP	120W	12VDC	1.4 A	0.6 A
60DC+CAP	60W	24VDC	0.9 A	0.4 A
100DC+CAP	100W	24VDC	1.3 A	0.5 A
200DC+CAP	200W	24VDC	2.4 A	1.0 A

Secondary Breaker Amperage

Amps	Max 12V Load	Max 24V Load
2.5	30W	60W
4	48W	96W
5	60W	120W

HOUSING

- 18 gauge welded steel enclosure: 14.5"L x 8.00"W x 4.75"D
- Door: 15.375"L x 9.125"W
- Knockouts: 9
- Built-in support bracket incorporated to secure housing for surface mounting

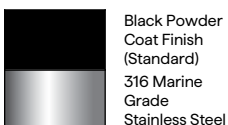
MULTI-VOLT & TAPS

- Primary Taps: All units come standard with primary circuit protection
- Five (5) primary taps provide (in order from TAP1 to TAP5):
 - 12V: 11, 12, 13, 14, 15
 - 24V: 22, 24, 26, 28, 30
- Loads may be connected to one (1) of the primary taps up to the full watt rating of the PSC.
- The advantage is that loads at varying distances from the PSC can be tapped on different taps to recover voltage drop, allowing you to get the correct voltage at your load and produce between 85%-100% light output. (See QTL Voltage drop Calculator)
- Secondary Circuit Protection: 1-2 magnetic circuit breakers.

TOROIDAL CHOKE

- QTL's standard choke, or "debuzzing coil" reduces noise when dimming and helps negate in-rush current that is prevalent with LED loads. It allows for quiet operation and eliminates nuisance tripping.

8 COLOR





QOM-DC+CAP

12V or 24V DC Power Supply - 60W–200W

COMPATIBLE WIRING ACCESSORIES



UL Listed, miniature
junction box, DRY/DMP
(WET rated with silicone)