



QT-CAB-QZ-PH/0-10V

24V DC Power Supply - 30W-576W



- Housing can be recessed or surface mounted
- Type IC rated
- Utilizes the QZ technology to provide phase or 0-10V dimming down to 0.1%.
- Compatible with 24VDC constant voltage products
- UL listed enclosure allows for up to 7 drivers with discrete 24V output and 0-10 dimming control
- Designed for interior use

QT-CAB ORDERING PROCESS

A Specify housing

B Specify power supply tray details

A. HOUSING

A1	A2
PRODUCT	COLOR
QT-CAB	

Sample Part Number: **QT-CAB-WH**

B. POWER SUPPLY TRAY DETAILS

B1	B2	B3	B4	B5	B6	B7
PRODUCT	WATTAGE	PRIMARY VOLTAGE	SECONDARY VOLTAGE	CONTROL	ASSEMBLY	CORRELATED HOUSING COLOR
QT-CAB-QZ		UNV	24VDC	PH/010		

Sample Part Number: **QT-CAB-QZ-60x2-UNV-24VDC-PH/010-NI-WH**

A1	PRODUCT
	QT-CAB

A2	COLOR
WH	White (Standard)
BK	Black Powder Coat Finish

B1	PRODUCT
	QT-CAB-QZ
	For customized mix of wattages, contact local sales rep.

B2	WATTAGE
30x1	130W Driver
30x2	2 30W Drivers
30x3	3 30W Drivers
30x4	4 30W Drivers
30x5	5 30W Drivers
30x6	6 30W Drivers
30x7	7 30W Drivers
60x1	160W Driver
60x2	2 60W Drivers
60x3	3 60W Drivers
60x4	4 60W Drivers
60x5	5 60W Drivers
60x6	6 60W Drivers
60x7	7 60W Drivers
96x1	196W Driver
96x2	2 96W Drivers
96x3	3 96W Drivers
96x4	4 96W Drivers
96x5	5 96W Drivers
96x6	6 96W Drivers

B3	PRIMARY VOLTAGE
UNV	Universal (120-277V)

B4	SECONDARY VOLTAGE
	24VDC

B5	CONTROL
PH/010	Phase or 0-10V dimming

B6	ASSEMBLY
FA	Factory Assembled
NI	Not Installed
	Select NI to receive the housing before the power supply tray ships.

B7	CORRELATED HOUSING COLOR
WH	White (Standard)
BK	Black Powder Coat Finish

COMPATIBLE LEDS

STATIC WHITE

SW24/1.5-4.0	✓
SW24/5.0, SW-HE, SW-HE+	✓
SD-SW24/1.0-4.0	✓
SD-SW24/6.0	✓
SW-1A	
SW-XT	✓

OTHER

DW-HE Tunable Applications	
DW-HE Warm Dim Applications	
WD	✓
SC	✓
RGB	
RGBW, RGBW-HE	

SHEETS

Q-SHEETS SW	✓
Q-SHEETS DW Tunable Applications	
Q-SHEETS DW Warm Dim Applications	
Q-SHEETS RGB	
Q-SHEETS RGBW	

MICRO 5

MICRO 5-SW	✓
MICRO 5-DW Tunable Applications	
MICRO 5-DW Warm Dim Applications	
MICRO 5-RGB	



QT-CAB-QZ-PH/0-10V

24V DC Power Supply - 30W-576W

PRODUCT INFORMATION

- Limited output voltage and current, plus isolation for safe operation
- PH/010 Dimming:
 - Phase dimming: works with forward phase / leading edge, MLV and Reverse phase / trailing edge, ELV, TRIAC dimmers
 - Dimming range: 0.1% - 100%
 - 0-10V dimming
 - 1-10V dimming
 - 10V PWM
 - Potentiometer
 - Flicker-free dimming
 - PWM (high frequency) output reduces visible flicker
- Follows recommended practices of IEEE standard P1789 to mitigate flicker-induced health risks
- Fully potted driver(s) for moisture resistance
- Suitable for dry and damp locations
- Suitable for surface or recessed mounting use
- Type IC rated
- Primary voltage - universal (120-277V)
- Wide operating temperature range: -40°F to 95°F
- Storage temperature range: -40°F to 176°F
- Installation temperature range: -40°F to 140°F
- Fits up to (7) 30W 24VDC circuits or (7) 60W 24VDC circuits or (6) 96W 24VDC circuits
- Up to (7) 0-10V dimming zones (30W, 60W), Up to (6) 0-10V dimming zones (96W). Each circuit has a dedicated 0-10V control.
- Up to (7) primary zones (30W, 60W), Up to (6) primary zones (96W). Each output circuit has a dedicated AC input.
- 5 year warranty
- Class 2 output
- CSA #239924
- Low Voltage Lighting Systems
 - CSA class 3425-15 and class 3425-95
 - CSA standard C22.2 No. 250.0-08 - Luminaires
 - ANSI/ UL standard 2108 - Low voltage lighting systems
 - CSA standard C22.2 No 250.13-14 - Light emitting diode (LED) equipment for lighting applications
 - ANSI/ UL standard 8750 - Light emitting diode (LED) equipment for use in lighting products

VOLTAGE DROP CHART

This product must be installed in accordance with the applicable installation code by a person familiar with the construction and operation of the product and the hazards involved. If dimming with optional 0-10V dimming module, use a dimmer rated for 0-10

VDC	Load (W)	Distance from PS for 5% Voltage Drop								
		10 AWG	12 AWG	14 AWG	16 AWG	18 AWG	20 AWG	22 AWG	24 AWG	26 AWG
24	15	961	605	380	239	150	95	60	37	24
	30	481	302	190	120	75	47	30	19	12
	60	240	151	95	60	38	24	15	9	6
	80	180	113	71	45	28	18	11	7	4
	96	150	95	59	37	24	15	9	6	4

VDC	Load (W)	Distance from PS for 3% Voltage Drop								
		10 AWG	12 AWG	14 AWG	16 AWG	18 AWG	20 AWG	22 AWG	24 AWG	26 AWG
24	15	577	363	228	143	90	57	36	22	14
	30	288	181	114	72	45	28	18	11	7
	60	144	91	57	36	23	14	9	6	4
	80	108	68	43	27	17	11	7	4	3
	96	90	57	36	22	14	9	6	4	2

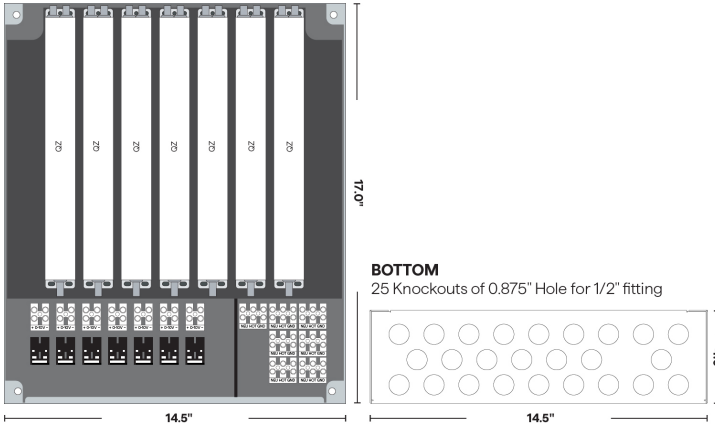
VDC	Load (W)	Distance from PS for 1% Voltage Drop								
		10 AWG	12 AWG	14 AWG	16 AWG	18 AWG	20 AWG	22 AWG	24 AWG	26 AWG
24	15	192	121	76	48	30	19	12	8	5
	30	96	61	38	24	15	10	6	4	2
	60	48	30	19	12	8	5	3	2	1
	80	36	23	14	9	6	4	2	1	1
	96	30	19	12	8	5	3	2	1	1



QT-CAB-QZ-PH/0-10V

24V DC Power Supply - 30W-576W

A1 PRODUCT - DIMENSIONS



B2 TECHNICAL INFORMATION

Wattage	Max Load (Watts)	Secondary Voltage	Max Prim Amps @ 120V	Max Prim Amps @ 277V
30W	1x30W	24VDC	0.29A	0.12A
60W	1x60W	24VDC	0.57A	0.24A
100W	1x100W	24VDC	0.95A	0.40A
200W	2x100W	24VDC	1.90A	0.80A
300W	3x100W	24VDC	2.85A	1.20A
400W	4x100W	24VDC	3.80A	1.60A
500W	5x100W	24VDC	4.75A	2.00A
600W	6x100W	24VDC	5.70A	2.40A

HOUSING

- 18 gauge welded steel enclosure: 14.5"W x 17.0"H x 4.00"D
- Door: 15.5"W x 18.0"H
- Knockouts: 25
- Bracket kit included for recessed or surface mounting.

PERFORMANCE

- Rated for surface mount or recessed use
- Type IC rated
- Fully rated to operate low voltage load at listed wattage (No derating required)
- Voltage regulation to 2% or less of rated output voltage
- The ability to be dimmed using 0-10V dimming
- Universal input range of 120-277 Vrms
- Low Voltage Lighting Systems
 - CSA Class 3425-15 and Class 3425-95
 - Short circuit protection (SCP)
 - Over voltage protection (OVP)
 - Over current protection (OCP)
 - Live tested by the manufacturer to ensure proper operation
- Terminal blocks are made of tin plated copper with a voltage rating of 300V and a current rating of 40A



QT-CAB-QZ-PH/0-10V

24V DC Power Supply - 30W-576W

SPECIFICATIONS

Input 30W	24VDC		
Input Voltage (Vrms)	120	230	277
Input Current, max (Arms)	0.5	0.26	0.22
Inrush Current, max* (Apk)	7.0	9.5	12.0
Input Frequency (Hz)	50/60		
Input Power (Wmax)	60		

Input 60W	24VDC		
Input Voltage (Vrms)	120	230	277
Input Current, max (Arms)	0.9	0.47	0.39
Inrush Current, max* (Apk)	22.4	32.4	42.4
Input Frequency (Hz)	50/60		
Input Power (Wmax)	108		

Input 96W	24VDC		
Input Voltage (Vrms)	120	230	277
Input Current, max (Arms)	1.3	0.68	0.56
Inrush Current, max* (Apk)	20	22.5	25
Input Frequency (Hz)	50/60		
Input Power (Wmax)	156		

Output	24VDC		
Output Voltage, nom (V)	24		
Output Current (A)	1.25	2.5	4.1
Output Power (Wmax)	30	60	100
Dimming 0-10V, max	2mA		

Environmental	Min	Nom	Max
THD (%)	-	-	20
PF (%)	0.94	-	-
Case Temp (°F)	-	-	90

*-200us event

PROTECTIONS

- Short Circuit Protection (SCP)
- Over Voltage Protection (OVP)
- Over Current Protection (OCP)
- Class 2 Output

A2 COLOR

Black Powder Coat Finish

White (Standard)

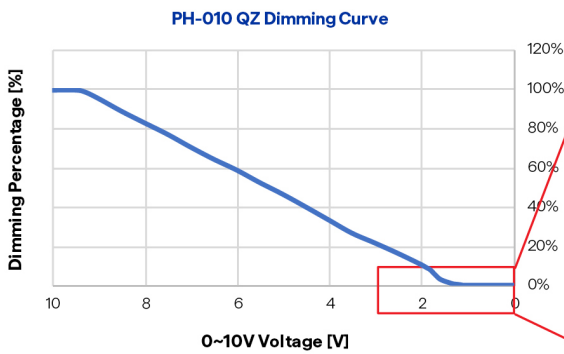
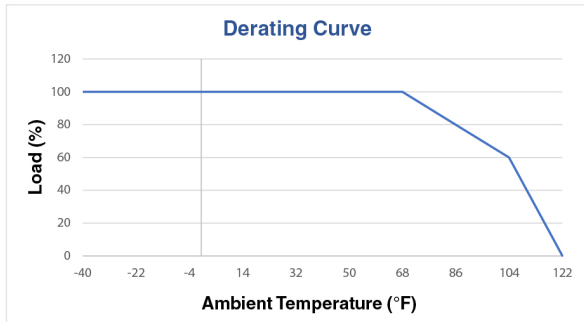
COMPLIANCE

- EMI Spec
 - FCC 47 Part 15
 - EN61000-3-2
- CSA Certified
 - UL-2108
 - UL-8750
 - CSA C22.2 No 250.0-08
 - CSA C22.2 No 250.13-14

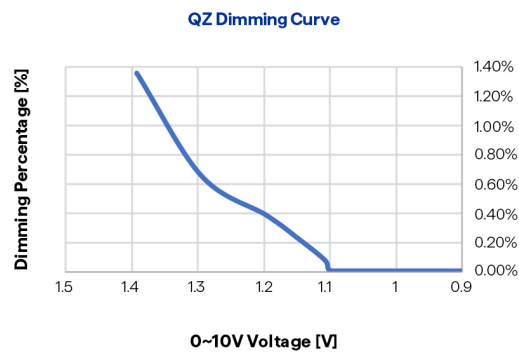


QT-CAB-QZ-PH/0-10V

24V DC Power Supply - 30W-576W



Exploded View



COMPATIBLE WIRING ACCESSORIES



UL Listed, miniature
junction box, DRY/DMP
(WET rated with silicone)