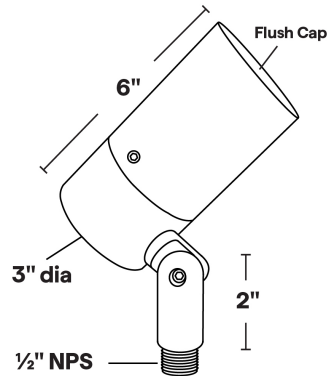




AL-28

120V PAR20 35W Halogen/11W LED Accent Light



- Flush lens cap; holds up to three accessories
- 6061 Marine Grade Aluminum components are anodized, then a polyester powder coat finish is applied.
- Stainless steel hardware.
- Side mount knuckle design.
- 10' of 18ga. Teflon coated wire leads.
- Clear tempered glass lens, glued in.
- High-temperature silicone O-ring seal used to seal the cap against the body
- Maximum Wattage: 35W Halogen/11W LED
- Input Voltage: 120V
- Socket: Medium base ceramic
- Wet Listed
- Specification-grade, wet-location landscape luminaire for adjustable flood or accent lighting applications. Suitable for uplighting or downlighting. Can be utilized for ground mounted, tree mounted, or surface mounted installations.

AL-28 Shown in Bronze Texture Powder Coat Finish (BZT)
Knuckle: Tapered & Positive Locking

Dimensions: 3" dia. x 6"

1	2	3
PRODUCT	MATERIAL	FINISH
AL-28	A	

Sample Part Number: **AL-28-A-BK**

1	2	3
PRODUCT	MATERIAL	FINISH
AL-28	A Aluminum	<div><div>BG</div>Beige<div>BB</div>Black Bronze<div>BK</div>Black<div>BKT</div>Black Texture<div>BZ</div>Bronze<div>BZT</div>Bronze Texture<div>SL</div>Silver<div>WH</div>White</div>

5 year warranty | Warranty only valid with QTL power supplies | Field modifications void warranty | Data subject to change, all data has +/- 5% tolerance

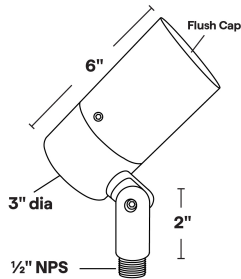


AL-28

120V PAR20 35W Halogen/11W LED Accent Light

1

PRODUCT - DIMENSIONS



2

MATERIAL




Aluminum

3







FINISH

Eight Standard TGIC Free powder coat finishes available



ACCESSORIES - LENS

Holds up to two accessories



SP	LI	SO	LV	WI	FR
					
Spread Lens	Linear Lens	Softening Lens	Louver Lens	Wire Holder	Frosted Lens
To order separately use AY-1-PAR20-1	To order separately use AY-1-PAR20-2	To order separately use AY-1-PAR20-3	To order separately use AY-1-PAR20-4	To order separately use AY-1-PAR20-5	To order separately use AY-1-PAR20-6



AL-28
120V PAR20 35W Halogen/11W LED Accent Light

ACCESSORIES - MOUNTING

1/2" NPS; Mount options must be ordered separately

MT-24  Single Gang Junction Box Cover	MT-25  Round 4/0 Junction Box Cover	MT-26  Square 4/0 Junction Box Cover
--	--	---

LAMPS

PAR20 Halogen or LED; Medium base ceramic
Maximum wattage: 35W Halogen/11W LED

PAR20  SORAA VIVID 11.0W	PAR20  SORAA BRILLIANT 8.5W, 11.0W
---	---