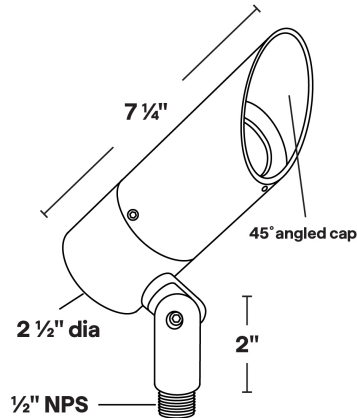




AL-4
12V MR16 35W Halogen/8W LED Accent
Light



Dimensions: 2 1/2" dia. x 7 1/4"

AL-4 Shown in Bronze Texture Powder Coat Finish
(BZT)
Knuckle: Tapered & Positive Locking

- 45° angled lens cap; holds up to three accessories
- 6061 Marine Grade Aluminum components are anodized, then a polyester powder coat finish is applied.
- Remote transformer required.
- Stainless steel hardware.
- 2' of 18/2 LV wire leads.
- Clear tempered glass lens, glued in.
- High-temperature silicone O-ring seal used to seal the cap against the body.
- Molded silicone wire pass-thru attached to socket wire prevents wicking and water leaking into the lamp compartment.
- Maximum Wattage: 35W Halogen/8W LED
- Input Voltage: 12V (remote transformer required)
- Socket: GU5.3 Bi Pin Porcelain
- Wet Listed
- Specification-grade, wet-location landscape luminaire for adjustable flood or accent lighting applications. Suitable for uplighting or downlighting. Can be utilized for ground mounted, tree mounted, or surface mounted installations.

①	②	③
PRODUCT	MATERIAL	FINISH
AL-4	A	

Sample Part Number: **AL-4-A-BK**

①	②	③
PRODUCT	MATERIAL	FINISH
AL-4	A Aluminum	<div><div>BG</div>Beige</div> <div><div>BB</div>Black Bronze</div> <div><div>BK</div>Black</div> <div><div>BKT</div>Black Texture</div> <div><div>BZ</div>Bronze</div> <div><div>BZT</div>Bronze Texture</div> <div><div>SL</div>Silver</div> <div><div>WH</div>White</div>

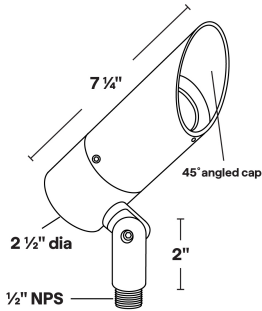
5 year warranty | Warranty only valid with QTL power supplies | Field modifications void warranty | Data subject to change, all data has +/- 5% tolerance



AL-4

12V MR16 35W Halogen/8W LED Accent Light

1 PRODUCT - DIMENSIONS



2 MATERIAL



Aluminum





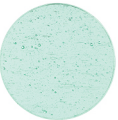



3 FINISH

Eight Standard TGIC Free powder coat finishes available



ACCESSORIES - COLOR FILTERS

Holds up to three accessories. Wire Filter Holder is included for each color filter to hold filter in place.

BL	LB	PK	AM	MV	RD	GR	DA
							
Blue Glass Filter	Light Blue Glass Filter	Pink Glass Filter	Amber Glass Filter	Mercury Vapor Glass Filter	Red Glass Filter	Green Glass Filter	Dichroic Amber Glass Filter
To order separately use AY-2-MR16-BL	To order separately use AY-2-MR16-LB	To order separately use AY-2-MR16-PK	To order separately use AY-2-MR16-AM	To order separately use AY-2-MR16-MV	To order separately use AY-2-MR16-RD	To order separately use AY-2-MR16-GR	To order separately use AY-2-MR16-DA



AL-4

12V MR16 35W Halogen/8W LED Accent Light

ACCESSORIES - LENS

Holds up to three accessories

<div>SP</div> <div></div> <div>Spread Lens</div> <div>To order separately use AY-1-MR16-1</div>	<div>LI</div> <div></div> <div>Linear Lens</div> <div>To order separately use AY-1-MR16-2</div>	<div>SO</div> <div></div> <div>Softening Lens</div> <div>To order separately use AY-1-MR16-3</div>	<div>LV</div> <div></div> <div>Louver Lens</div> <div>To order separately use AY-1-MR16-4</div>	<div>WI</div> <div></div> <div>Wire Holder</div> <div>To order separately use AY-1-MR16-5</div>	<div>FR</div> <div></div> <div>Frosted Lens</div> <div>To order separately use AY-1-MR16-6</div>
--------------------------------------------------------------------------------------------------------------------------------------------------------------------------------------	--------------------------------------------------------------------------------------------------------------------------------------------------------------------------------------	-----------------------------------------------------------------------------------------------------------------------------------------------------------------------------------------	--------------------------------------------------------------------------------------------------------------------------------------------------------------------------------------	--------------------------------------------------------------------------------------------------------------------------------------------------------------------------------------	-----------------------------------------------------------------------------------------------------------------------------------------------------------------------------------------

ACCESSORIES - MOUNTING

1/2" NPS; Mount options must be ordered separately

<div>MT-1</div> <div></div> <div>Ground Stake</div>	<div>MT-2</div> <div></div> <div>Adjustable Ground Stake</div>	<div>MT-6</div> <div></div> <div>Stainless Steel Ground Spike</div>	<div>MT-7</div> <div></div> <div>Stainless Steel Ground Spike</div>	<div>MT-8</div> <div></div> <div>Stainless Steel Ground Spike</div>
--------------------------------------------------------------------------------------------------------------------------------------	-------------------------------------------------------------------------------------------------------------------------------------------------	------------------------------------------------------------------------------------------------------------------------------------------------------	------------------------------------------------------------------------------------------------------------------------------------------------------	------------------------------------------------------------------------------------------------------------------------------------------------------

LAMPS

MR16 Halogen or LED; GU5.3 Bi Pin Porcelain
Maximum wattage: 35W Halogen/8W LED

<div>MR16</div> <div></div> <div>EMERY ALLEN</div> <div>1.0W, 3.0W, 5.0W, 7.0W</div>	<div>MR16</div> <div></div> <div>EMERY ALLEN</div> <div>3W AMBER</div>
-------------------------------------------------------------------------------------------------------------------------------------------------------------------------	-----------------------------------------------------------------------------------------------------------------------------------------------------------

COMPATIBLE POWER SUPPLIES

See power supplies cut sheets for more information. Data subject to change, all data has +/- 5% tolerance.

DIMMING PROTOCOL	OUTDOOR
	LANDSCAPE LIGHTING
Phase	Q-HEX Q-SET-1 Q-SET-2 Q-SET-3 QOMD QOMS