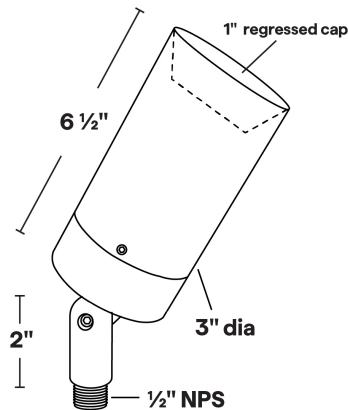




FA-29

120V PAR20 35W Halogen/11W LED
Flood/Accent



- 1" regressed lens cap; holds up to two accessories
- 6061 Marine Grade Aluminum components are anodized, then a polyester powder coat finish is applied.
- Stainless steel hardware.
- 10' of 18ga. Teflon coated wire leads.
- Clear tempered glass lens, glued in.
- High-temperature silicone O-ring seal used to seal the cap against the body.
- Maximum Wattage: 35W Halogen/11W LED
- Input Voltage: 120V
- Socket: Medium base ceramic
- Wet Listed
- Specification-grade, wet-location landscape luminaire for adjustable flood or accent lighting applications. Suitable for uplighting or downlighting. Can be utilized for ground mounted, tree mounted, or surface mounted installations.

FA-29 Shown in Bronze Texture Powder Coat
Finish (BZT)
Knuckle: Tapered & Positive Locking

Dimensions: 3" dia. x 6 1/2"

①	②	③
PRODUCT	MATERIAL	FINISH
FA-29	A	

Sample Part Number: **FA-29-A-BK**

①	②	③
PRODUCT	MATERIAL	FINISH
FA-29	A Aluminum	<div><div>BG</div>Beige</div> <div><div>BB</div>Black Bronze</div> <div><div>BK</div>Black</div> <div><div>BKT</div>Black Texture</div> <div><div>BZ</div>Bronze</div> <div><div>BZT</div>Bronze Texture</div> <div><div>SL</div>Silver</div> <div><div>WH</div>White</div>

5 year warranty | Warranty only valid with QTL power supplies | Field modifications void warranty | Data subject to change, all data has +/- 5% tolerance

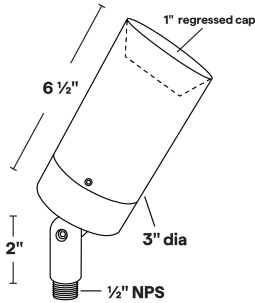


FA-29

120V PAR20 35W Halogen/11W LED Flood/Accent

1

PRODUCT - DIMENSIONS



2

MATERIAL




Aluminum

3


FINISH

Eight Standard TGIC Free powder coat finishes available.



ACCESSORIES - LENS

Holds up to two accessories



SP

Spread Lens


To order separately
use AY-1-PAR20-1



LI

Linear Lens

To order separately
use AY-1-PAR20-2



SO

Softening Lens

To order separately
use AY-1-PAR20-3



LV

Louver Lens

To order separately
use AY-1-PAR20-4



WI

Wire Holder

To order separately
use AY-1-PAR20-5



FR

Frosted Lens



To order separately
use AY-1-PAR20-6



FA-29
120V PAR20 35W Halogen/11W LED Flood/Accent

ACCESSORIES - MOUNTING

1/2" NPS; Mount options must be ordered separately

MT-24 	MT-25 	MT-26 
Single Gang Junction Box Cover	Round 4/0 Junction Box Cover	Square 4/0 Junction Box Cover

LAMPS

PAR20 Halogen or LED; Medium base ceramic
Maximum wattage: 35W Halogen/11W LED

PAR20 	PAR20 
SORAA VIVID 11.0W	SORAA BRILLIANT 8.5W, 11.0W