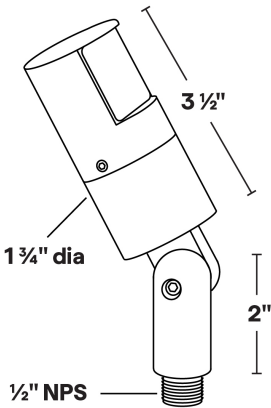




FD-6
12V GY6.35/G4 20W Halogen/3.5W LED
Accent Light



Dimensions: 1 3/4" dia. x 3 1/2"

- 6061 Marine Grade Aluminum components are anodized, then a polyester powder coat finish is applied.
- Stainless steel hardware.
- 2' of 18/2 LV wire leads.
- Frosted tempered glass lens, glued in.
- High-temperature silicone O-ring seal used to seal the cap against the body.
- Molded silicone wire pass-thru attached to socket wire prevents wicking and water leaking into the lamp compartment.
- Maximum Wattage: 20W Halogen/3.5W LED
- Input Voltage: 12V (remote transformer required)
- Socket: GY 6.35 Bi-Pin Porcelain (accepts G4 Lamps)
- Wet Listed
- Specification-grade, wet-location landscape luminaire for adjustable flood or accent lighting applications. Suitable for uplighting or downlighting. Can be utilized for ground mounted, tree mounted, or surface mounted installations.

FD-6 Shown in Bronze Texture Powder Coat Finish (BZT)
Knuckle: Tapered & Positive Locking

1	2	3
PRODUCT	MATERIAL	FINISH
FD-6	A	

Sample Part Number: **FD-6-A-BK**

1	2	3
PRODUCT	MATERIAL	FINISH
FD-6	A Aluminum	<div><div>BG</div>Beige<div>BB</div>Black Bronze<div>BK</div>Black<div>BKT</div>Black Texture<div>BZ</div>Bronze<div>BZT</div>Bronze Texture<div>SL</div>Silver<div>WH</div>White</div>

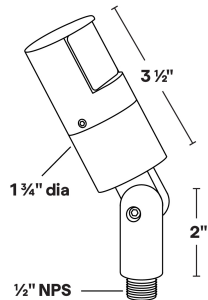


FD-6

12V GY6.35/G4 20W Halogen/3.5W LED Accent Light

1

PRODUCT - DIMENSIONS



2


MATERIAL



3

FINISH

Eight Standard TGIC Free powder coat finishes available



ACCESSORIES - MOUNTING

1/2" NPS; Mount options must be ordered separately





FD-6

12V GY6.35/G4 20W Halogen/3.5W LED Accent Light

LAMPS

G4 Halogen or LED; GY-6.35 Bi-Pin Porcelain (accepts G4 Lamps)
Maximum wattage: 20W Halogen/3.5W LED

G4



EMERY ALLEN
3.0W

COMPATIBLE POWER SUPPLIES

See power supplies cut sheets for more information. Data subject to change, all data has +/- 5% tolerance.

DIMMING PROTOCOL	OUTDOOR
	LANDSCAPE LIGHTING
Phase	Q-HEX Q-SET-1 Q-SET-2 Q-SET-3 QOMD QOMS