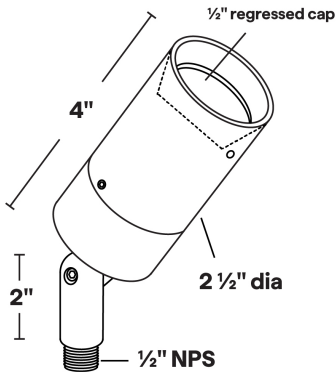




FA-5L
12VAC/DC MR16 9W LED Flood Accent



FA-5 is shown in Bronze Texture Powder Coat Finish (BZT)
Knuckle: Tapered & Positive Locking



Dimensions: 2 1/2" dia. x 4"

- 1/2" regressed lens cap; holds up to two accessories.
- 6061 Marine Grade Aluminum components are anodized, then a polyester powder coat finish is applied.
- Stainless steel hardware.
- 2' of 18/2 LV wire leads.
- Clear tempered glass lens, glued in.
- High-temperature silicone O-ring seal used to seal the cap against the body.
- Molded silicone wire pass-thru attached to socket wire prevents wicking and water leaking into the lamp compartment.
- Input Voltage: 12VAC/DC (remote magnetic transformer required)
- Socket: GY 6.35 Bi-Pin Porcelain
- Wet Listed
- Specification-grade, wet-location landscape luminaire for adjustable flood or accent lighting applications. Suitable for uplighting or downlighting. Can be utilized for ground mounted, tree mounted, or surface mounted installations.

| 1 | 2 | 3 | 4 | 5 | 6 |
|---------|----------|--------|---------|-----|------|
| PRODUCT | MATERIAL | FINISH | WATTAGE | CCT | LENS |
| FA-5L | A | | 9.0 | | |

Sample Part Number: FA-5L-A-BK-9.0-27-15

| 1 | 2 | 3 | 4 | 5 | 6 |
|---------|------------|--|----------|----------------------------------|--|
| PRODUCT | MATERIAL | FINISH | WATTAGE | CCT | LENS |
| FA-5L | A Aluminum | BG Beige BB Black Bronze BK Black BKT Black Texture BZ Bronze BZT Bronze Texture SL Silver WH White | 9.0 9.0W | 27 2700K 30 3000K 40 4000K | 15 15 Degree Lens 30 30 Degree Lens 45 45 Degree Lens 60 60 Degree Lens |

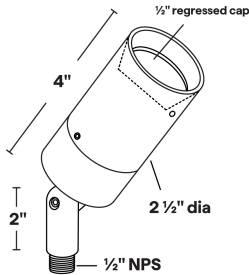
5 year warranty | Warranty only valid with QTL power supplies | Field modifications void warranty | Data subject to change, all data has +/- 5% tolerance



FA-5L

12VAC/DC MR16 9W LED Flood Accent

1 PRODUCT - DIMENSIONS



2 MATERIAL



Aluminum





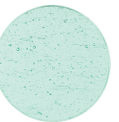



3 FINISH

Eight Standard TGIC Free powder coat finishes



ACCESSORIES - COLOR FILTERS

Holds up to two accessories Wire Filter Holder is included for each color filter to hold filter in place.

| BL | LB | PK | AM | MV | RD | GR | DA |
|---|---|---|---|---|---|---|---|
|  |  |  |  |  |  |  |  |
| Blue Glass Filter | Light Blue Glass Filter | Pink Glass Filter | Amber Glass Filter | Mercury Vapor Glass Filter | Red Glass Filter | Green Glass Filter | Dichroic Amber Glass Filter |
| To order separately use AY-2-MR16-BL | To order separately use AY-2-MR16-LB | To order separately use AY-2-MR16-PK | To order separately use AY-2-MR16-AM | To order separately use AY-2-MR16-MV | To order separately use AY-2-MR16-RD | To order separately use AY-2-MR16-GR | To order separately use AY-2-MR16-DA |









FA-5L

12VAC/DC MR16 9W LED Flood Accent

ACCESSORIES - LENS

Holds up to two accessories

| | | | | | |
|--|--|---|--|--|---|
| <div>SP</div> <div></div> <div>Spread Lens</div> <div>To order separately use AY-1-MR16-1</div> | <div>LI</div> <div></div> <div>Linear Lens</div> <div>To order separately use AY-1-MR16-2</div> | <div>SO</div> <div></div> <div>Softening Lens</div> <div>To order separately use AY-1-MR16-3</div> | <div>LV</div> <div></div> <div>Louver Lens</div> <div>To order separately use AY-1-MR16-4</div> | <div>WI</div> <div></div> <div>Wire Holder</div> <div>To order separately use AY-1-MR16-5</div> | <div>FR</div> <div></div> <div>Frosted Lens</div> <div>To order separately use AY-1-MR16-6</div> |
|--|--|---|--|--|---|

ACCESSORIES - MOUNTING

1/2" NPS; Mount options must be order separately

| | | | | |
|--|---|--|--|--|
| <div>MT-1</div> <div></div> <div>Ground Stake</div> | <div>MT-2</div> <div></div> <div>Adjustable Ground Stake</div> | <div>MT-6</div> <div></div> <div>Stainless Steel Ground Spike</div> | <div>MT-7</div> <div></div> <div>Stainless Steel Ground Spike</div> | <div>MT-8</div> <div></div> <div>Stainless Steel Ground Spike</div> |
|--|---|--|--|--|

COMPATIBLE POWER SUPPLIES

See power supplies cut sheets for more information. Data subject to change, all data has +/- 5% tolerance.

| DIMMING PROTOCOL | OUTDOOR |
|---------------------|--|
| | LANDSCAPE LIGHTING |
| Phase | Q-HEX Q-SET-1 Q-SET-2 Q-SET-3 QOMD QOMS |



9W LED MODULE

MR16 LED MODULE

3 YEAR
WARRANTY



9W LED Module

- Equivalent to MR16 75W Halogen (equivalent CBCP)
- 2700K, 3000K, or 4000K
- 10.8-13.2V AC/DC
- 12W startup draw
- Interchangeable lens: 15°, 30°, 45°, 60°
- Compatible with low-voltage magnetic transformers
- Field replaceable

LED MODULE SPECIFICATIONS

| WATTAGE | LENS | 2700K | 3000K | 4000K |
|---------|--------------------|------------|------------|------------|
| 9W | 15°, 30°, 45°, 60° | 810 Lumens | 835 Lumens | 855 Lumens |

LED LENS



15° Lens



30° Lens



45° Lens



60° Lens