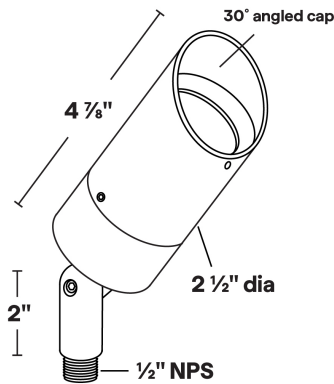




**FA-6L**  
12VAC/DC MR16 9W LED Flood Accent



- 30° angled lens cap; holds up to two accessories.
- 6061 Marine Grade Aluminum components are anodized, then a polyester powder coat finish is applied.
- Stainless steel hardware.
- 2' of 18/2 LV wire leads.
- Clear tempered glass lens, glued in.
- High-temperature silicone O-ring seal used to seal the cap against the body.
- Molded silicone wire pass-thru attached to socket wire prevents wicking and water leaking into the lamp compartment.
- Input Voltage: 12VAC/DC(remote magnetic transformer required)
- Socket: GY 6.35 Bi-Pin Porcelain
- Wet Listed
- Specification-grade, wet-location landscape luminaire for adjustable flood or accent lighting applications. Suitable for uplighting or downlighting. Can be utilized for ground mounted, tree mounted, or surface mounted installations.

FA-6 is shown in Bronze Texture Powder Coat Finish (BZT)  
Knuckle: Tapered & Positive Locking

Dimensions: 2 1/2" dia. x 4 7/8"

| 1       | 2        | 3      | 4       | 5   | 6    |
|---------|----------|--------|---------|-----|------|
| PRODUCT | MATERIAL | FINISH | WATTAGE | CCT | LENS |
| FA-6L   | A        |        | 9.0     |     |      |

Sample Part Number: FA-6L-A-BK-9.0-27-15

| 1       | 2          | 3  | 4        | 5                                | 6  |
|---------|------------|--|----------|----------------------------------|--|
| PRODUCT | MATERIAL   | FINISH   | WATTAGE  | CCT                              | LENS   |
| FA-6L   | A Aluminum | BG Beige<br>BB Black Bronze<br>BK Black<br>BKT Black Texture<br>BZ Bronze<br>BZT Bronze Texture<br>SL Silver<br>WH White | 9.0 9.0W | 27 2700K<br>30 3000K<br>40 4000K | 15 15 Degree Lens<br>30 30 Degree Lens<br>45 45 Degree Lens<br>60 60 Degree Lens |

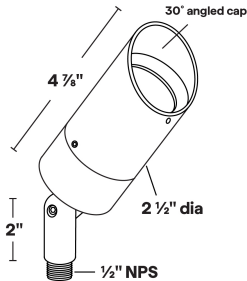
5 year warranty | Warranty only valid with QTL power supplies | Field modifications void warranty | Data subject to change, all data has +/- 5% tolerance



# FA-6L

12VAC/DC MR16 9W LED Flood Accent

## 1 PRODUCT - DIMENSIONS



## 2 MATERIAL



Aluminum





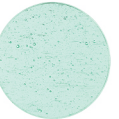



## 3 FINISH

Eight Standard TGIC Free powder coat finishes



## ACCESSORIES - COLOR FILTERS

Holds up to two accessories Wire Filter Holder is included for each color filter to hold filter in place.

| BL  | LB  | PK  | AM  | MV  | RD  | GR  | DA  |
|---|---|---|---|---|---|---|---|
|  |  |  |  |  |  |  |  |
| Blue Glass Filter   | Light Blue Glass Filter   | Pink Glass Filter   | Amber Glass Filter  | Mercury Vapor Glass Filter  | Red Glass Filter  | Green Glass Filter  | Dichroic Amber Glass Filter   |
| To order separately use AY-2-MR16-BL  | To order separately use AY-2-MR16-LB  | To order separately use AY-2-MR16-PK  | To order separately use AY-2-MR16-AM  | To order separately use AY-2-MR16-MV  | To order separately use AY-2-MR16-RD  | To order separately use AY-2-MR16-GR  | To order separately use AY-2-MR16-DA  |









FA-6L

12VAC/DC MR16 9W LED Flood Accent

ACCESSORIES - LENS

Holds up to two accessories

|  |  |   |  |  |   |
|--|--|---|--|--|---|
| <div>SP</div> <div></div> <div>Spread Lens</div> <div>To order separately<br/>use AY-1-MR16-1</div> | <div>LI</div> <div></div> <div>Linear Lens</div> <div>To order separately<br/>use AY-1-MR16-2</div> | <div>SO</div> <div></div> <div>Softening Lens</div> <div>To order separately<br/>use AY-1-MR16-3</div> | <div>LV</div> <div></div> <div>Louver Lens</div> <div>To order separately<br/>use AY-1-MR16-4</div> | <div>WI</div> <div></div> <div>Wire Holder</div> <div>To order separately<br/>use AY-1-MR16-5</div> | <div>FR</div> <div></div> <div>Frosted Lens</div> <div>To order separately<br/>use AY-1-MR16-6</div> |
|--|--|---|--|--|---|

ACCESSORIES - MOUNTING

1/2" NPS; Mount options must be order separately

|  |   |  |  |  |
|--|---|--|--|--|
| <div>MT-1</div> <div></div> <div>Ground Stake</div> | <div>MT-2</div> <div></div> <div>Adjustable Ground Stake</div> | <div>MT-6</div> <div></div> <div>Stainless Steel Ground Spike</div> | <div>MT-7</div> <div></div> <div>Stainless Steel Ground Spike</div> | <div>MT-8</div> <div></div> <div>Stainless Steel Ground Spike</div> |
|--|---|--|--|--|

COMPATIBLE POWER SUPPLIES

See power supplies cut sheets for more information. Data subject to change, all data has +/- 5% tolerance.

| DIMMING<br>PROTOCOL | OUTDOOR  |
|---------------------|--|
|                     | LANDSCAPE LIGHTING                                     |
| Phase               | Q-HEX<br>Q-SET-1<br>Q-SET-2<br>Q-SET-3<br>QOMD<br>QOMS |



## 9W LED MODULE

MR16 LED MODULE

**3 YEAR**  
WARRANTY



9W LED Module

- Equivalent to MR16 75W Halogen (equivalent CBCP)
- 2700K, 3000K, or 4000K
- 10.8-13.2V AC/DC
- 12W startup draw
- Interchangeable lens: 15°, 30°, 45°, 60°
- Compatible with low-voltage magnetic transformers
- Field replaceable

### LED MODULE SPECIFICATIONS

| WATTAGE | LENS               | 2700K      | 3000K      | 4000K      |
|---------|--------------------|------------|------------|------------|
| 9W      | 15°, 30°, 45°, 60° | 810 Lumens | 835 Lumens | 855 Lumens |

### LED LENS



15° Lens



30° Lens



45° Lens



60° Lens