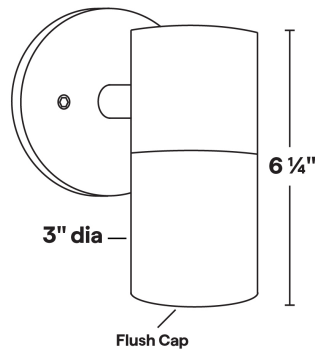




WA-26

120V PAR20 35W Halogen/11W LED Wall Mount



- Flush lens cap; holds up to two accessories
- 6061 Marine Grade Aluminum components are anodized, then a polyester powder coat finish is applied.
- Stainless steel hardware.
- Junction box mount design.
- 10" 18ga. Teflon coated wire leads.
- Clear tempered glass lens, glued in.
- High-temperature silicone O-ring seal used to seal the cap against the body.
- Maximum Wattage: 35W Halogen/11W LED
- Input Voltage: 120V
- Socket: Medium base ceramic
- Wet Listed
- Specification-grade, wet-location landscape luminaire for wall mounted fixed downlighting and uplighting applications.

WA-26 Shown in Bronze Texture Powder Coat Finish (BZT)

Dimensions: 3" dia. x 6 1/4"

1	2	3	4
PRODUCT	MATERIAL	MOUNTING PLATE	FINISH
WA-26	A		

Sample Part Number: **WA-26-A-1-BK**

1	2	3	4
PRODUCT	MATERIAL	MOUNTING PLATE	FINISH
WA-26	A Aluminum	1 4/0 Round Mounting Plate 2 4/0 Square Mounting Plate 3 3/0 Round Mounting Plate	BG Beige BB Black Bronze BK Black BKT Black Texture BZ Bronze BZT Bronze Texture SL Silver WH White

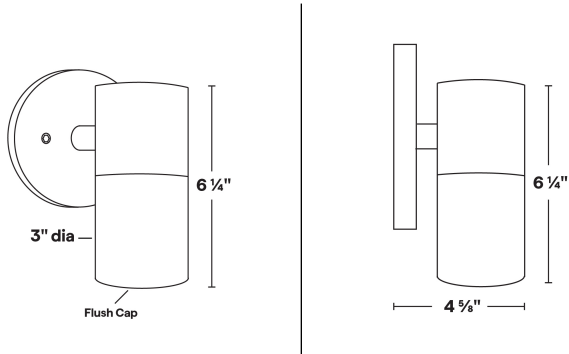
5 year warranty | Warranty only valid with QTL power supplies | Field modifications void warranty | Data subject to change, all data has +/- 5% tolerance




WA-26

120V PAR20 35W Halogen/11W LED Wall Mount

1 PRODUCT - DIMENSIONS



2 MATERIAL



3 MOUNTING PLATE

Three mounting plate options



4 FINISH

Eight Standard TGIC Free powder coat finishes











WA-26

120V PAR20 35W Halogen/11W LED Wall Mount

ACCESSORIES - LENS

Holds up to two accessories

SP  Spread Lens To order separately use AY-1-PAR20-1	LI  Linear Lens To order separately use AY-1-PAR20-2	SO  Softening Lens To order separately use AY-1-PAR20-3	LV  Louver Lens To order separately use AY-1-PAR20-4	WI  Wire Holder To order separately use AY-1-PAR20-5	FR  Frosted Lens To order separately use AY-1-PAR20-6
--	--	---	--	--	---

LAMPS

PAR20 Medium base ceramic
Maximum wattage: 35W Halogen/11W LED

PAR20  SORAA VIVID 11.0W	PAR20  SORAA BRILLIANT 8.5W, 11.0W
---	---