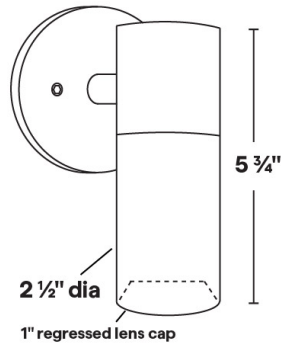




# WA-2L

## 12VAC/DC MR16 9W LED Wall Mount



- 1" regressed lens cap; holds up to two accessories
- 6061 Marine Grade Aluminum components are anodized, then a polyester powder coat finish is applied.
- Not compatible with electronic transformers.
- Stainless steel hardware.
- 10" 18ga. Teflon coated wire leads.
- Clear tempered glass lens, glued in.
- High-temperature silicone O-ring seal used to seal the cap against the body.
- Molded silicone wire pass-thru attached to socket wire prevents wicking and water leaking into the lamp compartment
- Input Voltage: 10.8-13.2VAC/DC(remote transformer required)
- Socket: GU5.3 Bi Pin Porcelain
- Wet Listed
- Specification-grade, wet-location landscape luminaire for wall mounted fixed downlighting and uplighting applications.

WA-2L Shown in Bronze Texture Powder Coat Finish (BZT)

Dimensions: 2 1/2" dia. x 5 3/4"

1	2	3	4	5	6	7
PRODUCT	MATERIAL	MOUNTING PLATE	FINISH	WATTAGE	CCT	LENS
WA-2L	A			9.0		

Sample Part Number: **WA-2L-A-1-BK-9.0-30-15**

1	2	3	4	5
PRODUCT	MATERIAL	MOUNTING PLATE	FINISH	WATTAGE
WA-2L	A Aluminum	1 4/0 Round Mounting Plate 2 4/0 Square Mounting Plate 3 3/0 Round Mounting Plate	BG Beige BB Black Bronze BK Black BKT Black Texture BZ Bronze BZT Bronze Texture SL Silver WH White	9.0 9.0W

6	7
CCT	LENS
27 2700K 30 3000K 40 4000K	15 15 Degree Lens 30 30 Degree Lens 45 45 Degree Lens 60 60 Degree Lens

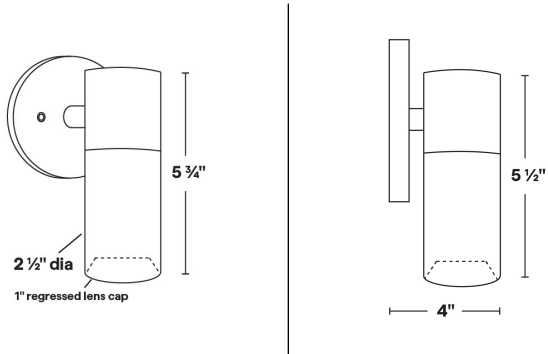
5 year warranty | Warranty only valid with QTL power supplies | Field modifications void warranty | Data subject to change, all data has +/- 5% tolerance



# WA-2L

12VAC/DC MR16 9W LED Wall Mount

## 1 PRODUCT - DIMENSIONS



## 2 MATERIAL




## 3 MOUNTING PLATE

Three plate options



## 4 FINISH

Eight Standard TGIC Free powder coat finishes





# WA-2L

12VAC/DC MR16 9W LED Wall Mount

## ACCESSORIES - COLOR FILTERS

Holds up to two accessories Wire Filter Holder is included for each color filter to hold filter in place.

<b>BL</b>  Blue Glass Filter To order separately use AY-2-MR16-BL	<b>LB</b>  Light Blue Glass Filter To order separately use AY-2-MR16-LB	<b>PK</b>  Pink Glass Filter To order separately use AY-2-MR16-PK	<b>AM</b>  Amber Glass Filter To order separately use AY-2-MR16-AM	<b>MV</b>  Mercury Vapor Glass Filter To order separately use AY-2-MR16-MV	<b>RD</b>  Red Glass Filter To order separately use AY-2-MR16-RD	<b>GR</b>  Green Glass Filter To order separately use AY-2-MR16-GR	<b>DA</b>  Dichroic Amber Glass Filter To order separately use AY-2-MR16-DA
--	--	--	---	---	---	---	--

## ACCESSORIES - LENS

Holds up to two accessories

<b>SP</b>  Spread Lens To order separately use AY-1-MR16-1	<b>LI</b>  Linear Lens To order separately use AY-1-MR16-2	<b>SO</b>  Softening Lens To order separately use AY-1-MR16-3	<b>LV</b>  Louver Lens To order separately use AY-1-MR16-4	<b>WI</b>  Wire Holder To order separately use AY-1-MR16-5	<b>FR</b>  Frosted Lens To order separately use AY-1-MR16-6
---	---	--	---	---	--

## COMPATIBLE POWER SUPPLIES

See power supplies cut sheets for more information. Data subject to change, all data has +/- 5% tolerance.

DIMMING PROTOCOL	OUTDOOR
	LANDSCAPE LIGHTING
Phase	Q-HEX Q-SET-1 Q-SET-2 Q-SET-3 QOMD QOMS



# 9W LED MODULE

MR16 LED MODULE

3 YEAR  
WARRANTY



9W LED Module

- Equivalent to MR16 75W Halogen (equivalent CBCP)
- 2700K, 3000K, or 4000K
- 10.8-13.2V AC/DC
- 12W startup draw
- Interchangeable lens: 15°, 30°, 45°, 60°
- Compatible with low-voltage magnetic transformers
- Field replaceable

## LED MODULE SPECIFICATIONS

WATTAGE	LENS	2700K	3000K	4000K
9W	15°, 30°, 45°, 60°	810 Lumens	835 Lumens	855 Lumens

## LED LENS



15° Lens



30° Lens



45° Lens



60° Lens