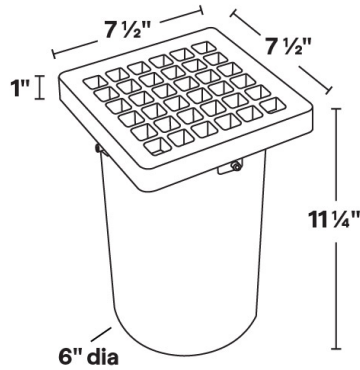




IN-4L

12VAC/DC MR16 9W LED In-Ground Well Light



- Bronze frame and grate.
- Not compatible with electronic transformers.
- 10 degrees of aiming adjustment.
- Aluminum lamp holder.
- Tempered glass lens.
- 6 feet of 16/2 low voltage cable supplied.
- Input Voltage: 12VAC/DC (remote magnetic transformer required)
- Socket: GU5.3 Bi Pin Porcelain
- Wet Listed
- Specification-grade, wet-location direct burial landscape luminaire for uplighting applications.

IN-4L Shown in Bronze Texture Powder Coat Finish (BZT)

Dimensions: 7 1/2 " square x 11 1/4"

1	2	3	4	5	6	7
PRODUCT	MATERIAL	FIXTURE REGRESS	FINISH	WATTAGE	CCT	LENS
IN-4L	B			9.0		

Sample Part Number: IN-4L-B-1-NT-9.0-30-30

1	2	3	4	5
PRODUCT	MATERIAL	FIXTURE REGRESS	FINISH	WATTAGE
IN-4L	B Bronze	1 1 3/4" Regress 2 3" Regress (standard)	BG Beige BB Black Bronze BK Black BKT Black Texture BZ Bronze BZT Bronze Texture SL Silver WH White DB Dark Bronze NT Natural DB finish has longer lead time	9.0 9.0W

6	CCT
27	2700K
30	3000K
40	4000K

7	LENS
15	15 Degree Lens
30	30 Degree Lens
45	45 Degree Lens
60	60 Degree Lens

5 year warranty | Warranty only valid with QTL power supplies | Field modifications void warranty | Data subject to change, all data has +/- 5% tolerance

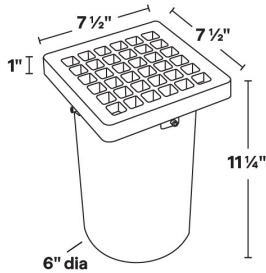


IN-4L

12VAC/DC MR16 9W LED In-Ground Well Light

1

PRODUCT - DIMENSIONS



2

MATERIAL




Bronze


4

FINISH

Eight Standard TGIC Free powder coat finish.



Beige
Black
Black Texture
Bronze
Bronze Texture



Black Bronze
Dark Bronze
Natural
Silver
White











IN-4L

12VAC/DC MR16 9W LED In-Ground Well Light







ACCESSORIES - COLOR FILTERS

Holds up to two accessories Wire Filter Holder is included for each color filter to hold filter in place.

BL	LB	PK	AM	MV	RD	GR	DA
							
Blue Glass Filter	Light Blue Glass Filter	Pink Glass Filter	Amber Glass Filter	Mercury Vapor Glass Filter	Red Glass Filter	Green Glass Filter	Dichroic Amber Glass Filter
To order separately use AY-2-MR16-BL	To order separately use AY-2-MR16-LB	To order separately use AY-2-MR16-PK	To order separately use AY-2-MR16-AM	To order separately use AY-2-MR16-MV	To order separately use AY-2-MR16-RD	To order separately use AY-2-MR16-GR	To order separately use AY-2-MR16-DA

ACCESSORIES - LENS

Holds up to two accessories

SP	LI	SO	LV	WI	FR
					
Spread Lens	Linear Lens	Softening Lens	Louver Lens	Wire Holder	Frosted Lens
To order separately use AY-1-MR16-1	To order separately use AY-1-MR16-2	To order separately use AY-1-MR16-3	To order separately use AY-1-MR16-4	To order separately use AY-1-MR16-5	To order separately use AY-1-MR16-6

COMPATIBLE POWER SUPPLIES

See power supplies cut sheets for more information. Data subject to change, all data has +/- 5% tolerance.

DIMMING PROTOCOL	OUTDOOR
	LANDSCAPE LIGHTING
Phase	Q-HEX Q-SET-1 Q-SET-2 Q-SET-3 QOMD QOMS



9W LED MODULE

MR16 LED MODULE

3 YEAR
WARRANTY



9W LED Module

- Equivalent to MR16 75W Halogen (equivalent CBCP)
- 2700K, 3000K, or 4000K
- 10.8-13.2V AC/DC
- 12W startup draw
- Interchangeable lens: 15°, 30°, 45°, 60°
- Compatible with low-voltage magnetic transformers
- Field replaceable

LED MODULE SPECIFICATIONS

WATTAGE	LENS	2700K	3000K	4000K
9W	15°, 30°, 45°, 60°	810 Lumens	835 Lumens	855 Lumens

LED LENS



15° Lens



30° Lens



45° Lens



60° Lens