

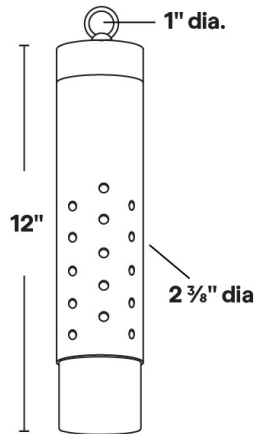


RL-5L

12VAC/DC MR16 9W LED Pendant Light



RL-5L Shown in Bronze Texture Powder Coat Finish (BZT)



Dimensions: 2 3/8" dia. x 12"

- 1" brass loop for mounting. Hanging hook included.
- 6061 Marine Grade Aluminum components are anodized, then a polyester powder coat finish is applied.
- Not compatible with electronic transformers.
- Stainless steel hardware.
- 12" of 18 ga. wire leads.
- Frosted acrylic liner.
- High-temperature silicone O-ring seal used to seal the cap against the body.
- Molded silicone wire pass-thru attached to socket wire prevents wicking and water leaking into the lamp compartment.
- Input Voltage: 12VAC/DC (remote magnetic transformer required)
- Socket: GU5.3 Bi Pin Porcelain
- Wet Listed
- Specification-grade, wet-location landscape luminaire for pendant mounted downlighting applications. Can be utilized for pergola, tree-mounted, and other exterior installations.

1	2	3	4	5	6	7
PRODUCT	MATERIAL	CABLE	FINISH	WATTAGE	CCT	LENS
RL-5L	A			9.0		

Sample Part Number: RL-5L-A-0-BK-9.0-30-30

1	2	3	4	5
PRODUCT	MATERIAL	CABLE	FINISH	WATTAGE
RL-5L	A Aluminum	0 None 5 5ft 10 10ft 15 15ft 20 20ft 25 25ft 30 30ft	BG Beige BB Black Bronze BK Black BKT Black Texture BZ Bronze BZT Bronze Texture SL Silver WH White	9.0 9.0W

6	7
CCT	LENS
27 2700K 30 3000K 40 4000K	15 15 Degree Lens 30 30 Degree Lens 45 45 Degree Lens 60 60 Degree Lens

5 year warranty | Warranty only valid with QTL power supplies | Field modifications void warranty | Data subject to change, all data has +/- 5% tolerance

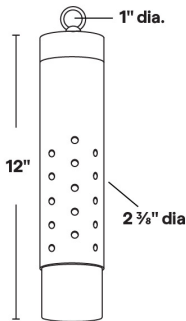


RL-5L

12VAC/DC MR16 9W LED Pendant Light

1

PRODUCT - DIMENSIONS



2

MATERIAL




Aluminum

4

FINISH

Eight Standard TGIC Free powder coat finish.



COMPATIBLE POWER SUPPLIES

See power supplies cut sheets for more information. Data subject to change, all data has +/- 5% tolerance.

DIMMING PROTOCOL	OUTDOOR
	LANDSCAPE LIGHTING
Phase	Q-HEX Q-SET-1 Q-SET-2 Q-SET-3 QOMD QOMS



9W LED MODULE

MR16 LED MODULE

3 YEAR
WARRANTY



9W LED Module

- Equivalent to MR16 75W Halogen (equivalent CBCP)
- 2700K, 3000K, or 4000K
- 10.8-13.2V AC/DC
- 12W startup draw
- Interchangeable lens: 15°, 30°, 45°, 60°
- Compatible with low-voltage magnetic transformers
- Field replaceable

LED MODULE SPECIFICATIONS

WATTAGE	LENS	2700K	3000K	4000K
9W	15°, 30°, 45°, 60°	810 Lumens	835 Lumens	855 Lumens

LED LENS



15° Lens



30° Lens



45° Lens



60° Lens