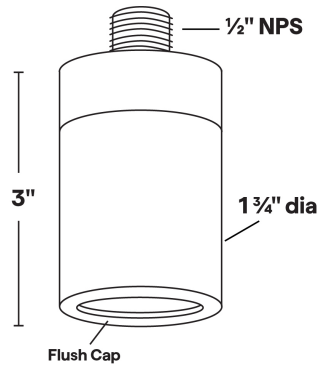




DL-6

12V MR11 20W Halogen/2W LED Down Light



- Flush lens cap; holds up to one accessory
- 6061 Marine Grade Aluminum components are anodized, then a polyester powder coat finish is applied.
- Stainless steel hardware.
- 10" of 18ga. Teflon coated wire leads.
- Tempered clear glass lens.
- High-temperature silicone O-ring seal used to seal the cap against the body.
- Molded silicone wire pass-thru attached to socket wire prevents wicking and water leaking into the lamp compartment.
- Maximum Wattage: 20W Halogen/2W LED
- Input Voltage: 12V (remote transformer required)
- Socket: GU4 Bi Pin Porcelain
- Wet Listed
- Specification-grade, wet-location landscape luminaire for fixed downlighting applications. Can be utilized for pergola and other exterior installations.

DL-6 Shown in Bronze Texture Powder Coat Finish (BZT)

Dimensions: 1 3/4" dia. x 3"

1	2	3	4	5
PRODUCT	MATERIAL	MOUNTING PLATE	STEM LENGTH	FINISH
DL-6	A			

Sample Part Number: DL-6-A-1-0-BK

1	2	3	4	5
PRODUCT	MATERIAL	MOUNTING PLATE	STEM LENGTH	FINISH
DL-6	A Aluminum	<div>1 4/0 Round Mounting Plate</div> <div>2 3/0 Round Mounting Plate</div> <div>3 Surface MT-11</div> <div>4 Surface MT-21</div>	<div>0 No Stem</div> <div>3 3" Stem Length</div> <div>6 6" Stem Length</div> <div>9 9" Stem Length</div> <div>12 12" Stem Length</div> <div>18 18" Stem Length</div>	<div>BG Beige</div> <div>BB Black Bronze</div> <div>BK Black</div> <div>BKT Black Texture</div> <div>BZ Bronze</div> <div>BZT Bronze Texture</div> <div>SL Silver</div> <div>WH White</div>

5 year warranty | Warranty only valid with QTL power supplies | Field modifications void warranty | Data subject to change, all data has +/- 5% tolerance

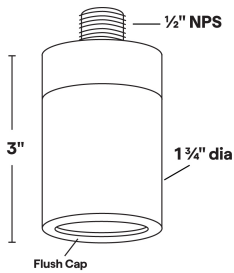


DL-6

12V MR11 20W Halogen/2W LED Down Light

1

PRODUCT - DIMENSIONS



2

MATERIAL



3

MOUNTING PLATE


1/2" NPS



4

FINISH

Eight Standard TGIC Free powder coat finishes













DL-6

12V MR11 20W Halogen/2W LED Down Light







ACCESSORIES - COLOR FILTERS

Holds up to one accessories Wire Filter Holder is included for each color filter to hold filter in place.

BL	LB	PK	AM	MV	RD	GR	DA
							
Blue Glass Filter	Light Blue Glass Filter	Pink Glass Filter	Amber Glass Filter	Mercury Vapor Glass Filter	Red Glass Filter	Green Glass Filter	Dichroic Amber Glass Filter
To order separately use AY-2-MR11-BL	To order separately use AY-2-MR11-LB	To order separately use AY-2-MR11-PK	To order separately use AY-2-MR11-AM	To order separately use AY-2-MR11-MV	To order separately use AY-2-MR11-RD	To order separately use AY-2-MR11-GR	To order separately use AY-2-MR11-DA



ACCESSORIES - LENS

Holds up to one accessories

SP	LI	SO	LV	WI	FR
					
Spread Lens	Linear Lens	Softening Lens	Louver Lens	Wire Holder	Frosted Lens
To order separately use AY-1-MR11-1	To order separately use AY-1-MR11-2	To order separately use AY-1-MR11-3	To order separately use AY-1-MR11-4	To order separately use AY-1-MR11-5	To order separately use AY-1-MR11-6

LAMPS

MR11 Halogen or LED; GU4 Bi Pin Porcelain
Maximum wattage: 20W Halogen/2W LED

MR11	MR11
	
EMERY ALLEN	EMERY ALLEN
1.5W	1.5W

COMPATIBLE POWER SUPPLIES

See power supplies cut sheets for more information. Data subject to change, all data has +/- 5% tolerance.

DIMMING PROTOCOL	OUTDOOR
	LANDSCAPE LIGHTING
Phase	Q-HEX Q-SET-1 Q-SET-2 Q-SET-3 QOMD QOMS