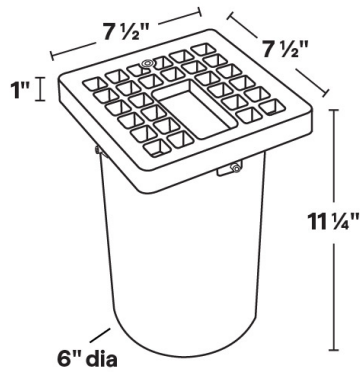




## IN-5L

12VAC/DC MR16 9W LED In Ground Well Light



- Bronze frame and grate.
- Not compatible with electronic transformers.
- Hot-aiming option available.
- 18 degrees of aiming adjustment.
- Machined aluminum lamp holder.
- Tempered glass lens.
- 6 feet of 16/2 low voltage cable supplied.
- Input Voltage: 12VAC/DC (remote magnetic transformer required)
- Socket: GU5.3 Bi-pin porcelain
- Wet Listed
- Specification-grade, wet-location direct burial landscape luminaire for uplighting applications.

IN-5L Shown in Bronze Texture Powder Coat Finish (BZT)

Dimensions: 7 1/2 " square x 11 1/4"

1	2	3	4	5	6	7	8
PRODUCT	MATERIAL	AIMING	FIXTURE REGRESS	FINISH	WATTAGE	CCT	LENS
IN-5L	B				9.0		

Sample Part Number: IN-5L-B-H-1-BK-9.0-27-30

1	2	3	4	5
PRODUCT	MATERIAL	AIMING	FIXTURE REGRESS	FINISH
IN-5L	B Bronze	S Standard H Hot Aim	1 1 3/4" 2 3" (standard) 3 4 1/4" (hot-aim)	BG Beige BB Black Bronze BK Black BKT Black Texture BZ Bronze BZT Bronze Texture SL Silver WH White DB Dark Bronze NT Natural  DB finish has longer lead time

6	7	8
WATTAGE	CCT	LENS
9.0 9.0W	27 2700K 30 3000K 40 4000K	15 15 Degree Lens 30 30 Degree Lens 45 45 Degree Lens 60 60 Degree Lens

5 year warranty | Warranty only valid with QTL power supplies | Field modifications void warranty | Data subject to change, all data has +/- 5% tolerance

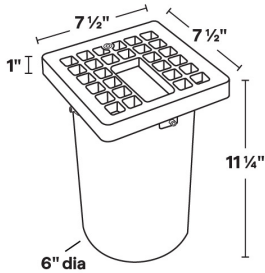


IN-5L

12VAC/DC MR16 9W LED In Ground Well Light

1

PRODUCT - DIMENSIONS



2

MATERIAL




Bronze

5

FINISH

Eight Standard TGIC Free powder coat finishes



ACCESSORIES - COLOR FILTERS

BL	LB	PK	AM	MV	RD	GR	DA
Blue Glass Filter	Light Blue Glass Filter	Pink Glass Filter	Amber Glass Filter	Mercury Vapor Glass Filter	Red Glass Filter	Green Glass Filter	Dichroic Amber Glass Filter
To order separately use AY-2-MR16-BL	To order separately use AY-2-MR16-LB	To order separately use AY-2-MR16-PK	To order separately use AY-2-MR16-AM	To order separately use AY-2-MR16-MV	To order separately use AY-2-MR16-RD	To order separately use AY-2-MR16-GR	To order separately use AY-2-MR16-DA









IN-5L

12VAC/DC MR16 9W LED In Ground Well Light

ACCESSORIES - LENS

Holds up to two accessories

<div>SP</div> <div></div> <div>Spread Lens</div> <div>To order separately use AY-1-MR16-1</div>	<div>LI</div> <div></div> <div>Linear Lens</div> <div>To order separately use AY-1-MR16-2</div>	<div>SO</div> <div></div> <div>Softening Lens</div> <div>To order separately use AY-1-MR16-3</div>	<div>LV</div> <div></div> <div>Louver Lens</div> <div>To order separately use AY-1-MR16-4</div>	<div>WI</div> <div></div> <div>Wire Holder</div> <div>To order separately use AY-1-MR16-5</div>	<div>FR</div> <div></div> <div>Frosted Lens</div> <div>To order separately use AY-1-MR16-6</div>
--	--	---	--	--	---

COMPATIBLE POWER SUPPLIES

See power supplies cut sheets for more information. Data subject to change, all data has +/- 5% tolerance.

DIMMING PROTOCOL	OUTDOOR
	LANDSCAPE LIGHTING
Phase	Q-HEX Q-SET-1 Q-SET-2 Q-SET-3 QOMD QOMS



# 9W LED MODULE

MR16 LED MODULE

3 YEAR  
WARRANTY



9W LED Module

- Equivalent to MR16 75W Halogen (equivalent CBCP)
- 2700K, 3000K, or 4000K
- 10.8-13.2V AC/DC
- 12W startup draw
- Interchangeable lens: 15°, 30°, 45°, 60°
- Compatible with low-voltage magnetic transformers
- Field replaceable

## LED MODULE SPECIFICATIONS

WATTAGE	LENS	2700K	3000K	4000K
9W	15°, 30°, 45°, 60°	810 Lumens	835 Lumens	855 Lumens

## LED LENS



15° Lens



30° Lens



45° Lens



60° Lens