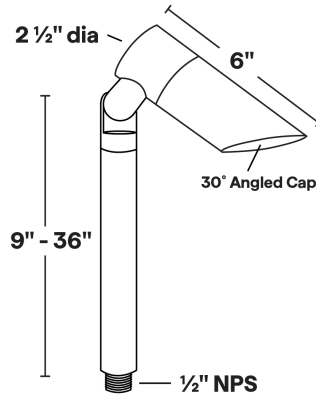




PL-7L

12V MR16 9W LED Staff Light



- Available in three Cap Styles: Flush, 1" Regress, 30° Angled
- 6061 Marine Grade Aluminum components are anodized, then a polyester powder coat finish is applied.
- Stainless steel hardware.
- 6 feet of 18/2 low voltage cable supplied.
- Clear tempered glass lens, glued in.
- High-temperature silicone O-ring seals are used to seal the cap against the body.
- Molded silicone wire pass-thru is attached to socket wire prevents wicking and water leaking into the lamp compartment.
- Maximum Wattage: 9 watt LED (12W Startup Drawl)
- Input Voltage: 12V (remote transformer required)
- Socket: GU5.3 Bi-Pin Porcelain
- Wet Listed
- Specification-grade, wet-location landscape luminaire for path or garden lighting applications.

PL-7L Shown in Bronze Texture Powder Coat Finish (BZT)

Dimensions: 2 3/8" dia. x 7 1/2"

1	2	3	4	5	6	7	8
PRODUCT	MATERIAL	CAP	STEM LENGTH	FINISH	WATTAGE	CCT	LENS
PL-7L	A				9.0		

Sample Part Number: PL-7L-A-1-24-BK-9.0-27-30

1

PRODUCT

PL-7L

2

MATERIAL

A Aluminum

3

CAP

1 Flush

2 Regress

3 30 Degree

4

STEM LENGTH

9 9" Stem Length

12 12" Stem Length

18 18" Stem Length

24 24" Stem Length

30 30" Stem Length

36 36" Stem Length

5

FINISH

BG Beige

BB Black Bronze

BK Black

BKT Black Texture

BZ Bronze

BZT Bronze Texture

SL Silver

WH White

6

WATTAGE

9.0 9.0W

7

CCT

27 2700K

30 3000K

40 4000K

8

LENS

15 15 Degree Lens

30 30 Degree Lens

45 45 Degree Lens

60 60 Degree Lens

5 year warranty | Warranty only valid with QTL power supplies | Field modifications void warranty | Data subject to change, all data has +/- 5% tolerance

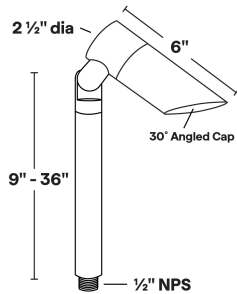
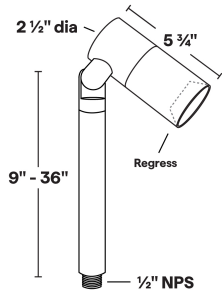
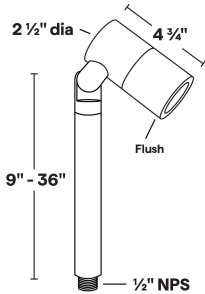


PL-7L

12V MR16 9W LED Staff Light

1

PRODUCT - DIMENSIONS



2

MATERIAL



Aluminum

5

FINISH

Eight Standard TGIC Free powder coat finishes



Beige

Black

Black Texture

Bronze



Bronze Texture

Black Bronze

Silver

White

COMPATIBLE POWER SUPPLIES

See power supplies cut sheets for more information. Data subject to change, all data has +/- 5% tolerance.

DIMMING PROTOCOL	OUTDOOR
	LANDSCAPE LIGHTING
Phase	Q-HEX Q-SET-1 Q-SET-2 Q-SET-3 QOMD QOMS



9W LED MODULE

MR16 LED MODULE

3 YEAR
WARRANTY



9W LED Module

- Equivalent to MR16 75W Halogen (equivalent CBCP)
- 2700K, 3000K, or 4000K
- 10.8-13.2V AC/DC
- 12W startup draw
- Interchangeable lens: 15°, 30°, 45°, 60°
- Compatible with low-voltage magnetic transformers
- Field replaceable

LED MODULE SPECIFICATIONS

WATTAGE	LENS	2700K	3000K	4000K
9W	15°, 30°, 45°, 60°	810 Lumens	835 Lumens	855 Lumens

LED LENS



15° Lens



30° Lens



45° Lens



60° Lens