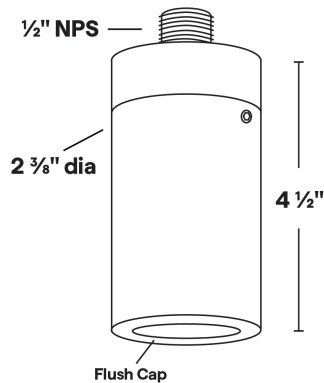




# DL-10L

## 12VAC/DC MR16 9W LED Down Light



- Flush lens cap; holds up to one accessory.
- 6061 Marine Grade Aluminum components are anodized, then a polyester powder coat finish is applied.
- High-temperature silicone O-ring seal used to seal the cap against the body.
- Molded silicone wire pass-thru attached to socket wire prevents wicking and water leaking into the lamp compartment.
- Not compatible with electronic transformers.
- Stainless steel hardware.
- 10' of 18ga. Teflon coated wire leads.
- Tempered clear glass lens.
- Input Voltage: 12VAC/DC (remote magnetic transformer required)
- Socket: GU5.3 Bi Pin Porcelain
- Wet Listed
- Specification-grade, wet-location landscape luminaire for fixed downlighting applications. Can be utilized for pergola and other exterior installations.

DL-10L Shown in Bronze Texture Powder Coat Finish (BZT)

Dimensions: 2 3/8" dia. x 4 1/2"

1	2	3	4	5	6	7	8
PRODUCT	MATERIAL	MOUNTING PLATE	STEM LENGTH	FINISH	WATTAGE	CCT	LENS
DL-10L	A				9.0		

Sample Part Number: DL-10L-A-1-0-BK-9.0-27-30

1

PRODUCT

DL-10L

2

MATERIAL

A Aluminum

3

MOUNTING PLATE

14/0 Round Mounting Plate

23/0 Round Mounting Plate

3Surface MT-11

4Surface MT-21

4

STEM LENGTH

0No Stem

33" Stem Length

66" Stem Length

99" Stem Length

1212" Stem Length

1818" Stem Length

5

FINISH

BGBeige

BBBlack Bronze

BKBlack

BKTBlack Texture

BZBronze

BZTBronze Texture

SLSilver

WHWhite

6

WATTAGE

9.0

9.0W

7

CCT

272700K

303000K

404000K

8

LENS

1515 Degree Lens

3030 Degree Lens

4545 Degree Lens

6060 Degree Lens

5 year warranty | Warranty only valid with QTL power supplies | Field modifications void warranty | Data subject to change, all data has +/- 5% tolerance

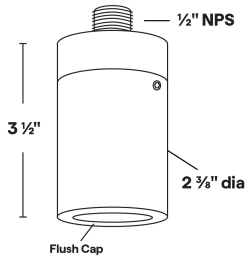


DL-10L

12VAC/DC MR16 9W LED Down Light

1

PRODUCT - DIMENSIONS



2

MATERIAL



3

MOUNTING PLATE


1/2" NPS Mounting Thread



5

FINISH

Eight Standard TGIC Free powder coat finishes





# DL-10L

12VAC/DC MR16 9W LED Down Light

## ACCESSORIES - COLOR FILTERS

Holds up to one lens accessory. Wire Filter Holder is included for each color filter to hold filter in place.

<b>BL</b>  Blue Glass Filter To order separately use AY-2-MR16-BL	<b>LB</b>  Light Blue Glass Filter To order separately use AY-2-MR16-LB	<b>PK</b>  Pink Glass Filter To order separately use AY-2-MR16-PK	<b>AM</b>  Amber Glass Filter To order separately use AY-2-MR16-AM	<b>MV</b>  Mercury Vapor Glass Filter To order separately use AY-2-MR16-MV	<b>RD</b>  Red Glass Filter To order separately use AY-2-MR16-RD	<b>GR</b>  Green Glass Filter To order separately use AY-2-MR16-GR	<b>DA</b>  Dichroic Amber Glass Filter To order separately use AY-2-MR16-DA
--	--	--	---	---	---	---	--

## ACCESSORIES - LENS

Holds up to one accessory

<b>SP</b>  Spread Lens To order separately use AY-1-MR16-1	<b>LI</b>  Linear Lens To order separately use AY-1-MR16-2	<b>SO</b>  Softening Lens To order separately use AY-1-MR16-3	<b>LV</b>  Louver Lens To order separately use AY-1-MR16-4	<b>WI</b>  Wire Holder To order separately use AY-1-MR16-5	<b>FR</b>  Frosted Lens To order separately use AY-1-MR16-6
---	---	--	---	---	--

## COMPATIBLE POWER SUPPLIES

See power supplies cut sheets for more information. Data subject to change, all data has +/- 5% tolerance.

DIMMING PROTOCOL	OUTDOOR
	LANDSCAPE LIGHTING
Phase	Q-HEX Q-SET-1 Q-SET-2 Q-SET-3 QOMD QOMS



## 9W LED MODULE

MR16 LED MODULE

**3 YEAR**  
WARRANTY



9W LED Module

- Equivalent to MR16 75W Halogen (equivalent CBCP)
- 2700K, 3000K, or 4000K
- 10.8-13.2V AC/DC
- 12W startup draw
- Interchangeable lens: 15°, 30°, 45°, 60°
- Compatible with low-voltage magnetic transformers
- Field replaceable

### LED MODULE SPECIFICATIONS

WATTAGE	LENS	2700K	3000K	4000K
9W	15°, 30°, 45°, 60°	810 Lumens	835 Lumens	855 Lumens

### LED LENS



15° Lens



30° Lens



45° Lens



60° Lens