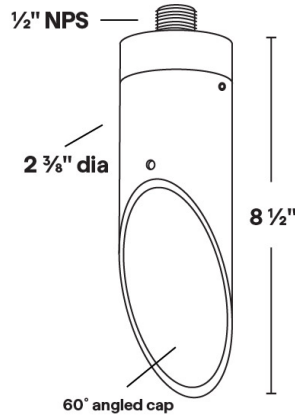




DL-14L

12VAC/DC MR16 9W LED Down Light



- 60° angled lens cap; holds up to one accessory.
- 6061 Marine Grade Aluminum components are anodized, then a polyester powder coat finish is applied.
- Not compatible with electronic transformers.
- Stainless steel hardware.
- 10" of 18ga. Teflon coated wire leads.
- High-temperature silicone O-ring seal used to seal the cap against the body.
- Molded silicone wire pass-thru attached to socket wire prevents wicking and water leaking into the lamp compartment.
- Tempered clear glass lens.
- Input Voltage: 12VAC/DC (remote magnetic transformer required)
- Socket: GU5.3 Bi Pin Porcelain
- Wet Listed
- Specification-grade, wet-location landscape luminaire for fixed downlighting applications. Can be utilized for pergola and other exterior installations.

DL-14L Shown in Bronze Texture Powder Coat Finish (BZT)

Dimensions: 2 3/8" dia. x 8 1/2"

1	2	3	4	5	6	7	8
PRODUCT	MATERIAL	MOUNTING PLATE	STEM LENGTH	FINISH	WATTAGE	CCT	LENS
DL-14L	A				9.0		

Sample Part Number: DL-14L-A-1-0-BK-9.0-27-30

1

PRODUCT

DL-14L

2

MATERIAL

A Aluminum

3

MOUNTING PLATE

1 4/0 Round Mounting Plate
2 3/0 Round Mounting Plate
3 Surface MT-11
4 Surface MT-21

4

STEM LENGTH

0 No Stem
3 3" Stem Length
6 6" Stem Length
9 9" Stem Length
12 12" Stem Length
18 18" Stem Length

5

FINISH

BG Beige
BB Black Bronze
BK Black
BKT Black Texture
BZ Bronze
BZT Bronze Texture
SL Silver
WH White

6

WATTAGE

9.0 9.0W

7

CCT

27 2700K
30 3000K
40 4000K

8

LENS

15 15 Degree Lens
30 30 Degree Lens
45 45 Degree Lens
60 60 Degree Lens

5 year warranty | Warranty only valid with QTL power supplies | Field modifications void warranty | Data subject to change, all data has +/- 5% tolerance

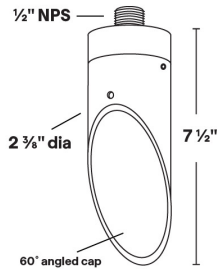


DL-14L

12VAC/DC MR16 9W LED Down Light

1

PRODUCT - DIMENSIONS



2

MATERIAL



3

MOUNTING PLATE


1/2" NPS Mounting Thread



5

FINISH

Eight Standard TGIC Free powder coat finishes













DL-14L

12VAC/DC MR16 9W LED Down Light







ACCESSORIES - COLOR FILTERS

Holds up to one lens accessory. Wire Filter Holder is included for each color filter to hold filter in place.

BL	LB	PK	AM	MV	RD	GR	DA
							
Blue Glass Filter	Light Blue Glass Filter	Pink Glass Filter	Amber Glass Filter	Mercury Vapor Glass Filter	Red Glass Filter	Green Glass Filter	Dichroic Amber Glass Filter
To order separately use AY-2-MR16-BL	To order separately use AY-2-MR16-LB	To order separately use AY-2-MR16-PK	To order separately use AY-2-MR16-AM	To order separately use AY-2-MR16-MV	To order separately use AY-2-MR16-RD	To order separately use AY-2-MR16-GR	To order separately use AY-2-MR16-DA

ACCESSORIES - LENS

Holds up to one accessory

SP	LI	SO	LV	WI	FR
					
Spread Lens	Linear Lens	Softening Lens	Louver Lens	Wire Holder	Frosted Lens
To order separately use AY-1-MR16-1	To order separately use AY-1-MR16-2	To order separately use AY-1-MR16-3	To order separately use AY-1-MR16-4	To order separately use AY-1-MR16-5	To order separately use AY-1-MR16-6

COMPATIBLE POWER SUPPLIES

See power supplies cut sheets for more information. Data subject to change, all data has +/- 5% tolerance.

DIMMING PROTOCOL	OUTDOOR
	LANDSCAPE LIGHTING
Phase	Q-HEX Q-SET-1 Q-SET-2 Q-SET-3 QOMD QOMS



9W LED MODULE

MR16 LED MODULE

3 YEAR
WARRANTY



9W LED Module

- Equivalent to MR16 75W Halogen (equivalent CBCP)
- 2700K, 3000K, or 4000K
- 10.8-13.2V AC/DC
- 12W startup draw
- Interchangeable lens: 15°, 30°, 45°, 60°
- Compatible with low-voltage magnetic transformers
- Field replaceable

LED MODULE SPECIFICATIONS

WATTAGE	LENS	2700K	3000K	4000K
9W	15°, 30°, 45°, 60°	810 Lumens	835 Lumens	855 Lumens

LED LENS



15° Lens



30° Lens



45° Lens



60° Lens