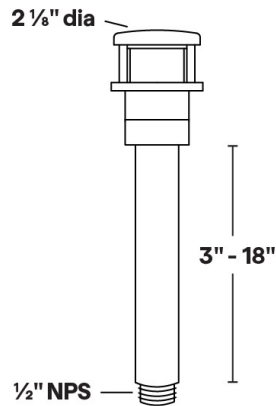




PL-5
12V GY6.35/G4 35W Halogen/4W LED Path
Light



- 6061 Marine Grade Aluminum components are anodized, then a polyester powder coat finish is applied.
- Stainless steel hardware.
- 6 feet of 18/2 low voltage cable supplied.
- Frosted or clear tempered glass lens, glued in.
- High-temperature silicone O-ring seals are used to seal the cap against the body.
- Molded silicone wire pass-thru is attached to socket wire prevents wicking and water leaking into the lamp compartment.
- Maximum Wattage: 35W Halogen/4W LED
- Input Voltage: 12V (remote transformer required)
- Socket: GY 6.35 Bi Pin Porcelain (accepts G4 Lamps)
- Wet Listed
- Specification-grade, wet-location landscape luminaire for path or garden lighting applications.

PL-5 Shown in Bronze Texture Powder Coat Finish (BZT)

Dimensions: 2 1/2" dia. top

1	2	3	4	5	6
PRODUCT	MATERIAL	STEM LENGTH	LENS STYLE	OPENING SIZE	FINISH
PL-5	A				

Sample Part Number: PL-5-A-6-F-90-BK

1	2	3	4	5	6
PRODUCT	MATERIAL	STEM LENGTH	LENS STYLE	OPENING SIZE	FINISH
PL-5	A Aluminum	0 None 3 3" 6 6" 9 9" 12 12" 18 18"	F Frosted C Clear	90 90 Degree 120 120 Degree	BG Beige BB Black Bronze BK Black BKT Black Texture BZ Bronze BZT Bronze Texture SL Silver WH White

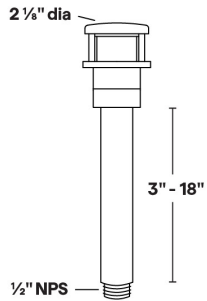
5 year warranty | Warranty only valid with QTL power supplies | Field modifications void warranty | Data subject to change, all data has +/- 5% tolerance



PL-5

12V GY6.35/G4 35W Halogen/4W LED Path Light

1 PRODUCT - DIMENSIONS



2 MATERIAL

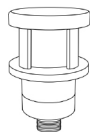


Aluminum

5 OPENING SIZE

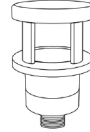
Two Opening Options

90



90° Opening Size

120



120° Opening Size

6 FINISH

Eight Standard TGIC Free powder coat finishes



Beige

Black

Black Texture

Bronze



Bronze Texture

Black Bronze

Silver

White



PL-5

12V GY6.35/G4 35W Halogen/4W LED Path Light

ACCESSORIES - MOUNTING

1/2" NPS; Mount options must be order separately

MT-45



Ground Stake

MT-2



Adjustable Ground Stake

MT-6



Stainless Steel Ground Spike

MT-7



Stainless Steel Ground Spike

MT-8




Stainless Steel Ground Spike

LAMPS

G4 Halogen or LED; GY-6.35 Bi Pin Porcelain (accepts G4 Lamps)
Maximum wattage: 35W Halogen/4W LED


G4



EMERY ALLEN

4.0W

G4



EMERY ALLEN

2.0W AMBER

COMPATIBLE POWER SUPPLIES

See power supplies cut sheets for more information. Data subject to change, all data has +/- 5% tolerance.

DIMMING PROTOCOL	OUTDOOR
	LANDSCAPE LIGHTING
Phase	Q-HEX Q-SET-1 Q-SET-2 Q-SET-3 QOMD QOMS