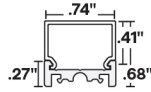





TRE3

Field Assembled Extrusion - Surface

SEE THIS EXTRUSION AS A FACTORY BUILT FIXTURE ▶



- An impressive solution for grid ceiling and surface mount applications because of its unique three-sided lens
- TRE3 has two engineered mounting clips: a surface mount hidden stainless steel clip and a ceiling mount plastic T-Bar clip
- Available in lengths up to 98.43"

| 1 | 2 | 3 | 4 | 5 | 6 |
|---------|--------|----------|------|-------------------|-----------------------|
| PRODUCT | FINISH | MOUNTING | LENS | WIRE INPUT/OUTPUT | EXTRUSION LENGTH (IN) |
| TRE3 | | | DF | NI | |

Sample Part Number: **TRE3-ST-HSS-DF-NI-48"**

| | | | | | |
|--|----------------|--|--------------------------|---|------------------------------|
| 1 | PRODUCT | 2 | FINISH | 3 | MOUNTING |
| TRE3 | | ST Satin CU Custom Color Custom finishes require a longer lead time, consult factory | | HSS Hidden Stainless Steel Clip TBC-01 9/16" Flat or Tegular TB-Grid TBC-02 15/16" Flat or Tegular TB-Grid Refer to following pages for mounting clip option details and provided quantities. | |
| 4 | LENS | 5 | WIRE INPUT/OUTPUT | 6 | EXTRUSION LENGTH (IN) |
| DF Diffused For representation of LED visibility, see Diode Visibility section on following pages. For beam angles, see Photometric Performance section on following pages. | | NI Not Installed | | 1" increments from 1" - 98.43" Tolerance +0.0"/-0.5" | |

COMPATIBLE LED STRIPS

| | STATIC WHITE (SW) | STATIC WHITE STANDARD (SD-SW) | STATIC WHITE HIGH EFFICACY (SW-HE) | STATIC WHITE HIGH EFFICACY PLUS (SW-HE+) | STATIC WHITE EXTREME TEMP (SW-XT) | STATIC WHITE DOUBLE ROW (SW-DR) | STATIC WHITE HIGH EFFICACY DOUBLE ROW (SW-HE-DR) | DYNAMIC WHITE HIGH EFFICACY (DW-HE) | WARM DIM (WD) | STATIC COLOR (SC) | RGB | RGBW | RGBW HIGH EFFICACY (RGBW-HE) |
|-----|-------------------------------|-------------------------------|------------------------------------|--|-----------------------------------|---------------------------------|--|-------------------------------------|----------------|-------------------|----------------|----------------|------------------------------|
| DRY | ✓ W/FT: 1.5, 3.0, 4.0, 5.0 | ✓ W/FT: 1.0, 2.0, 4.0, 6.0 | ✓ W/FT: 1.5, 3.0, 6.0 | ✓ W/FT: 3.0, 6.0 | | | | ✓ W/FT: 1.5, 2.5 | ✓ W/FT: 6.0 | ✓ W/FT: 5.0 | ✓ W/FT: 6.0 | ✓ W/FT: 6.0 | ✓ W/FT: 4.0 |
| DMP | ✓ W/FT: 1.5, 3.0, 4.0, 5.0 | | ✓ W/FT: 1.5, 3.0, 6.0 | | | | | ✓ W/FT: 1.5, 2.5 | | ✓ W/FT: 5.0 | ✓ W/FT: 6.0 | ✓ W/FT: 6.0 | ✓ W/FT: 4.0 |
| ENC | | | | | | | | | | | | | |
| WET | ✓ W/FT: 1.5, 3.0, 4.0, 5.0 | ✓ W/FT: 1.0, 2.0, 4.0 | | | ✓ W/FT: 3.0 | | | | | ✓ W/FT: 5.0 | | | |

Field modifications must comply with QTL's installation methods otherwise warranty is null & void | Ceiling grid mount | Three-sided lens | Painted end caps match the extrusion finish and have a white painted interior. Satin end caps utilize a metallic paint.

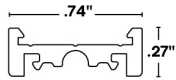


TRE3

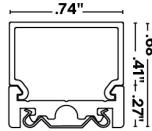
Field Assembled Extrusion - Surface

SEE THIS EXTRUSION AS A FACTORY BUILT FIXTURE ▶

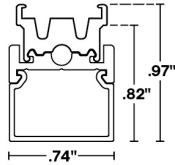
1 PRODUCT - DIMENSIONS



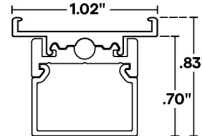
Profile



Profile with hidden stainless steel mounting clip



Profile with plastic T-Bar mounting clip

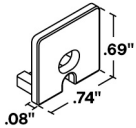


Profile with plastic T-Bar mounting clip

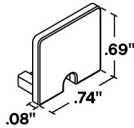
END CAPS

One pair of end caps is provided with each length of extrusion ordered.

Flat end caps



Feed



No Feed

To order separately, use TRE3-EC To order separately, use TRE3-EC

2 FINISH

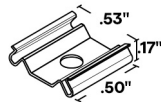


Satin

Custom finishes require a longer lead time, consult factory

3 MOUNTING

HSS



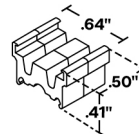
Hidden Stainless Steel Clip

2 clips provided for 4' or less; 4 clips provided for greater than 4'

To order separately use SST-02

Each clip comes with a #4 x 5/8" Flat Head SS

TBC-01



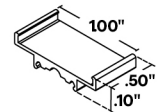
Plastic T-Bar Clip

Use on 9/16" Flat or Tegular Drop Ceiling

2 clips provided for first 12"; 1 clip provided for each additional 12" or less length

To order separately use TBC-01

TBC-02



Plastic T-Bar Clip

Use on 15/16" Flat or Tegular Drop Ceiling

2 clips provided for first 12"; 1 clip provided for each additional 12" or less length

To order separately use TBC-02



4

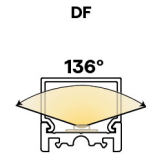
DIODE VISIBILITY



DF - Diffused lens








PHOTOMETRIC PERFORMANCE

Nominal beam spread shown, beam spread varies based on light engine. For more detailed information, see factory built fixture photometric data.



Diffused 136°

COMPATIBLE ACCESSORIES

| | | | | | | |
|---|---|--|---|---|---|---|
| <div>HINGE - HMB-M</div> <div></div> <div>1.41" .71"</div> <div>Adjustable mounting bracket - Medium</div> | <div>HINGE - HMB-L</div> <div></div> <div>1.46" 1.29"</div> <div>Adjustable mounting bracket - Large</div> | <div>HINGE - HMB-XL</div> <div></div> <div>1.46" 4"</div> <div>Adjustable mounting bracket - XLarge</div> | <div>Q-PIVOT</div> <div></div> <div>.75" 1.03"</div> <div>Small mounting accessory</div> | <div>Q-ANGLE</div> <div></div> <div>2.23" 1.38"</div> <div>Adjustable mounting accessory</div> | <div>SHIELD B - Small</div> <div></div> <div>For use within extrusions</div> | <div>SHIELD B - Medium</div> <div></div> <div>For use within extrusions</div> |
|---|---|--|---|---|---|---|