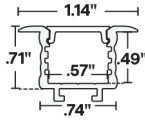





## EMBD

### Field Assembled Extrusion - Recessed

SEE THIS EXTRUSION AS A FACTORY BUILT FIXTURE ►



- Flanged LED profile for recessing in walls and millwork
- Offered with a standard lens as well as an optical lens option
- Creates several different beam patterns when paired with an adjustable tray (12°, 14°, 20°, 30°, 45°, and 60°)
- Can be mounted with a recessed spring clip for new or remodel applications, or available with a magnetic mounting clip for easy installation

1 PRODUCT	2 FINISH	3 MOUNTING	4 LENS	5 WIRE INPUT/OUTPUT	6 EXTRUSION LENGTH (IN)
EMBD				NI	

Sample Part Number: **EMBD-ST-MG-12DEG-NI-48"**

<b>1</b> <b>PRODUCT</b> EMBD	<b>2</b> <b>FINISH</b> ST Satin CU Custom Color Custom finishes require a longer lead time, consult factory	<b>3</b> <b>MOUNTING</b> SP Spring Clip MG Magnet Refer to following pages for mounting clip option details and provided quantities.
<b>4</b> <b>LENS</b> DF Diffused PR Polar FR Frosted 12DEG Optical 12° 14DEG Optical 14° 20DEG Optical 20° 30DEG Optical 30° 45DEG Optical 45° 60DEG Optical 60° For representation of LED visibility, see Diode Visibility section on following pages. For beam angles, see Photometric Performance section on following pages. 30DEG, 45DEG, & 60DEG lens is only compatible with DRY and DMP rated LEDs.	<b>5</b> <b>WIRE INPUT/OUTPUT</b> NI Not Installed	<b>6</b> <b>EXTRUSION LENGTH (IN)</b> 1" increments from 1" - 98.43" Tolerance +0.0"/-0.5"

## COMPATIBLE LED STRIPS

	STATIC WHITE (SW)	STATIC WHITE STANDARD (SD-SW)	STATIC WHITE HIGH EFFICACY (SW-HE)	STATIC WHITE HIGH EFFICACY PLUS (SW-HE+)	STATIC WHITE EXTREME TEMP (SW-XT)	STATIC WHITE DOUBLE ROW (SW-DR)	STATIC WHITE HIGH EFFICACY DOUBLE ROW (SW-HE-DR)	DYNAMIC WHITE HIGH EFFICACY (DW-HE)	WARM DIM (WD)	STATIC COLOR (SC)	RGB	RGBW	RGBW HIGH EFFICACY (RGBW-HE)
DRY	✓ W/FT: 15, 3.0, 4.0, 5.0	✓ W/FT: 10, 2.0, 4.0, 6.0	✓ W/FT: 15, 3.0, 6.0	✓ W/FT: 3.0, 6.0				✓ W/FT: 15, 2.5	✓ W/FT: 6.0	✓ W/FT: 5.0	✓ W/FT: 6.0	✓ W/FT: 6.0	✓ W/FT: 4.0 NO OPTICAL LENS
DMP	✓ W/FT: 15, 3.0, 4.0, 5.0		✓ W/FT: 15, 3.0, 6.0					✓ W/FT: 15, 2.5	✓ W/FT: 6.0	✓ W/FT: 5.0	✓ W/FT: 6.0	✓ W/FT: 6.0	✓ W/FT: 4.0 NO OPTICAL LENS
ENC	✓ W/FT: 15, 3.0, 4.0, 5.0		✓ W/FT: 15, 3.0, 6.0					✓ W/FT: 15, 2.5		✓ W/FT: 5.0	✓ W/FT: 6.0	✓ W/FT: 6.0	✓ W/FT: 4.0
WET	✓ W/FT: 15, 3.0, 4.0, 5.0	✓ W/FT: 10, 2.0, 4.0		✓ W/FT: 3.0	✓ W/FT: 3.0			✓ W/FT: 15, 2.5	✓ W/FT: 6.0	✓ W/FT: 5.0	✓ W/FT: 6.0		✓ W/FT: 4.0 NO OPTICAL LENS

Field modifications must comply with QTL's installation methods otherwise warranty is null & void | Spring clip technology | Optical lens option | Suitable for installation in drywall | Painted end caps match the extrusion finish and have a white painted interior. Satin end caps utilize a metallic paint.

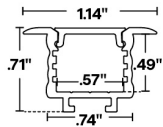


## EMBD

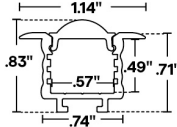
### Field Assembled Extrusion - Recessed

SEE THIS EXTRUSION AS A FACTORY BUILT FIXTURE ▶

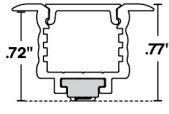
## 1 PRODUCT - DIMENSIONS



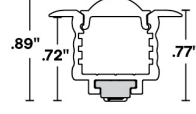
Profile with flat lens



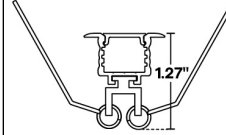
Profile with optical lens



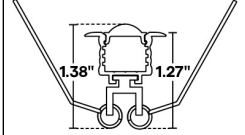
Profile with flat lens and magnet mounting clip



Profile with optical lens and magnet mounting clip



Profile with flat lens and spring mounting clip

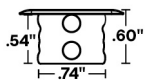


Profile with optical lens and spring mounting clip

## END CAPS

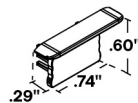
One pair of end caps is provided with each length of extrusion ordered.

Flat end caps



Feed

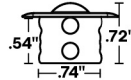
To order separately, use  
EMBD-EC



No feed

To order separately, use  
EMBD-EC

Optical end caps



Feed

To order separately, use  
EMBD-EC-OPT



No Feed

To order separately, use  
EMBD-EC-OPT

## 2 FINISH



Satin

Custom finishes require a longer lead time, consult factory

## 3 MOUNTING

SP

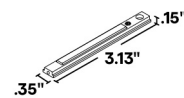


Spring Clip

2 clips provided for 4' or less. 4 clips provided for greater than 4'.

To order separately use SP-01

MG

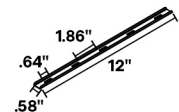


Magnet Clip

One MG provided per foot.

To order separately use MG-02

MMA-02



Magnet Mount  
Accessory for MG-02

Sold separately, to order use MMA-02

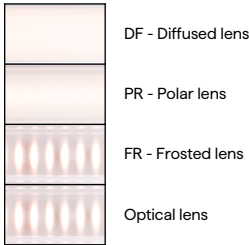
Each bracket comes with 2 #6 x 5/8 Flat Head SS

Required when mounting to a non-magnetic surface

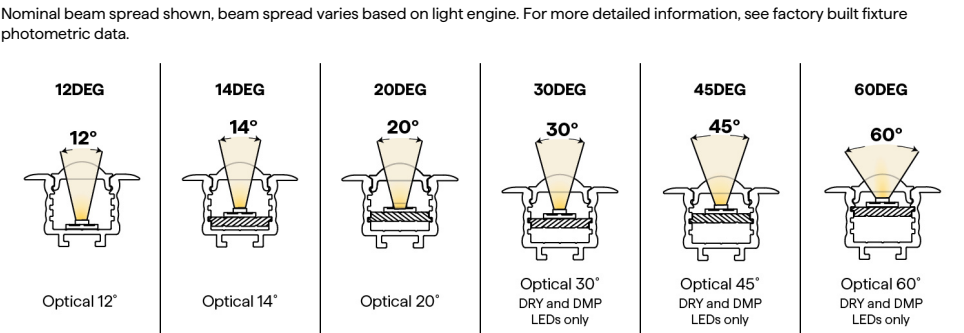


4

DIODE VISIBILITY



PHOTOMETRIC PERFORMANCE



COMPATIBLE ACCESSORIES

