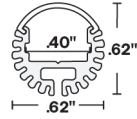





ROND

Field Assembled Extrusion - Surface

SEE THIS EXTRUSION AS A FACTORY BUILT FIXTURE ▶



- Round surface mount LED aluminum extrusion
- The unique round profile extrusion can be adjusted to a variety of angles in the field with the included mounting clips
- It can be rotated by 45° with mounting clips
- Stainless steel clips are available in satin or black finishes

1 PRODUCT	2 FINISH	3 MOUNTING	4 LENS	5 WIRE INPUT/OUTPUT	6 EXTRUSION LENGTH (IN)
ROND		SST		NI	

Sample Part Number: **ROND-BK-SST-FR-NI-48"**

1 PRODUCT ROND	2 FINISH ST Satin BK Black CU Custom Color Custom finishes require a longer lead time, consult factory	3 MOUNTING SST Stainless Steel Refer to following pages for mounting clip option details and provided quantities.
4 LENS DF Diffused FR Frosted CL Clear For representation of LED visibility, see Diode Visibility section on following pages. For beam angles, see Photometric Performance section on following pages.	5 WIRE INPUT/OUTPUT NI Not Installed	6 EXTRUSION LENGTH (IN) 1" increments from 1" - 98.43" Tolerance +0.0"/-0.5"

COMPATIBLE LED STRIPS

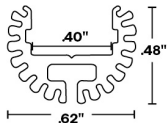
	STATIC WHITE (SW)	STATIC WHITE STANDARD (SD-SW)	STATIC WHITE HIGH EFFICACY (SW-HE)	STATIC WHITE HIGH EFFICACY PLUS (SW-HE+)	STATIC WHITE EXTREME TEMP (SW-XT)	STATIC WHITE DOUBLE ROW (SW-DR)	STATIC WHITE HIGH EFFICACY DOUBLE ROW (SW-HE-DR)	DYNAMIC WHITE HIGH EFFICACY (DW-HE)	WARM DIM (WD)	STATIC COLOR (SC)	RGB	RGBW	RGBW HIGH EFFICACY (RGBW-HE)
DRY	✓ W/FT: 1.5, 3.0, 4.0, 5.0	✓ W/FT: 1.0, 2.0, 4.0, 6.0		✓ W/FT: 3.0, 6.0				✓ W/FT: 1.5, 2.5	✓ W/FT: 6.0	✓ W/FT: 5.0	✓ W/FT: 6.0		✓ W/FT: 4.0
DMP	✓ W/FT: 1.5, 3.0, 4.0, 5.0							✓ W/FT: 1.5, 2.5	✓ W/FT: 6.0	✓ W/FT: 5.0	✓ W/FT: 6.0		✓ W/FT: 4.0
ENC													
WET													

Field modifications must comply with QTL's installation methods otherwise warranty is null & void | Surface mount | Painted end caps match the extrusion finish | 45° rotation

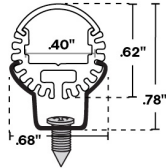


1

PRODUCT - DIMENSIONS



Profile

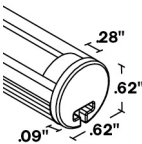


Profile with stainless steel mounting clip

END CAPS

One pair of end caps is provided with each length of extrusion ordered.

Flat end caps



No feed

To order separately, use
ROND-EC

2

FINISH

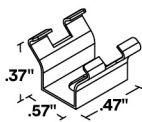


Custom finishes require a longer lead time, consult factory

3

MOUNTING

SST



Stainless Steel Clip


2 clips provided for 4' or less; 4 clips provided for greater than 4'

To order separately use SST-07

Each clip comes with a #4 x 5/8" Flat Head SS

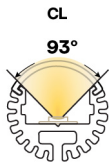
4

DIODE VISIBILITY



PHOTOMETRIC PERFORMANCE

Nominal beam spread shown, beam spread varies based on light engine. For more detailed information, see factory built fixture photometric data.



Clear 93°

COMPATIBLE ACCESSORIES

HINGE - HMB-S	HINGE - HMB-M	HINGE - HMB-L	HINGE - HMB-XL	Q-PIVOT	Q-ANGLE
Adjustable mounting bracket - Small	Adjustable mounting bracket - Medium	Adjustable mounting bracket - Large	Adjustable mounting bracket - XLarge	Small mounting accessory	Adjustable mounting accessory