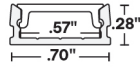





THIN

Field Assembled Extrusion - Surface & Recessed

SEE THIS EXTRUSION AS A FACTORY BUILT FIXTURE ▶



- QTL's smallest extrusion, making it a perfect fit for surface mount applications that require light to be low-profile.
- With a diffused lens, THIN will provide near diode-free results.

1	2	3	4	5	6
PRODUCT	FINISH	MOUNTING	LENS	WIRE INPUT/OUTPUT	EXTRUSION LENGTH (IN)
THIN				NI	

Sample Part Number: **THIN-ST-SST-DF-NI-48"**

1	PRODUCT	2	FINISH	3	MOUNTING
THIN		ST Satin BK Black CU Custom Color Custom finishes require a longer lead time, consult factory		SST Stainless Steel M4 Low Profile Magnet MG Magnet Refer to following pages for mounting clip option details and provided quantities.	
4	LENS	5	WIRE INPUT/OUTPUT	6	EXTRUSION LENGTH (IN)
DF Diffused PR Polar FR Frosted CL Clear N/A For wet rated LED Strips For representation of LED visibility, see Diode Visibility section on following pages. For beam angles, see Photometric Performance section on following pages. WET rated strips are only compatible without a lens.		NI Not Installed Not compatible with CL2P wire.		1" increments from 1" - 98.43" Tolerance +0.0"/-0.5"	

COMPATIBLE LED STRIPS

	STATIC WHITE (SW)	STATIC WHITE STANDARD (SD-SW)	STATIC WHITE HIGH EFFICACY (SW-HE)	STATIC WHITE HIGH EFFICACY PLUS (SW-HE+)	STATIC WHITE EXTREME TEMP (SW-XT)	STATIC WHITE DOUBLE ROW (SW-DR)	STATIC WHITE HIGH EFFICACY DOUBLE ROW (SW-HE-DR)	DYNAMIC WHITE HIGH EFFICACY (DW-HE)	WARM DIM (WD)	STATIC COLOR (SC)	RGB	RGBW	RGBW HIGH EFFICACY (RGBW-HE)
DRY	✓ W/FT: 1.5, 3.0, 4.0, 5.0	✓ W/FT: 1.0, 2.0, 4.0, 6.0	✓ W/FT: 1.5, 3.0, 6.0	✓ W/FT: 3.0, 6.0				✓ W/FT: 1.5, 2.5	✓ W/FT: 6.0	✓ W/FT: 5.0	✓ W/FT: 6.0	✓ W/FT: 6.0	✓ W/FT: 4.0 NO CLEAR LENS
DMP	✓ W/FT: 1.5, 3.0, 4.0, 5.0		✓ W/FT: 1.5, 3.0, 6.0					✓ W/FT: 1.5, 2.5	✓ W/FT: 6.0	✓ W/FT: 5.0	✓ W/FT: 6.0	✓ W/FT: 6.0	✓ W/FT: 4.0 NO CLEAR LENS
ENC													
WET	✓ W/FT: 1.5, 3.0, 4.0, 5.0 NO LENS	✓ W/FT: 1.0, 2.0, 4.0 NO LENS		✓ W/FT: 3.0, 6.0 NO LENS				✓ W/FT: 1.5, 2.5 NO LENS	✓ W/FT: 6.0 NO LENS	✓ W/FT: 5.0 NO LENS	✓ W/FT: 6.0 NO LENS		

Field modifications must comply with QTL's installation methods otherwise warranty is null & void | Painted end caps match the extrusion finish and have a white painted interior. Satin end caps utilize a metallic paint | Wet rated strip only compatible with no lens

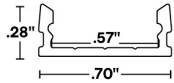


THIN

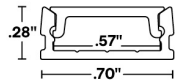
Field Assembled Extrusion - Surface & Recessed

SEE THIS EXTRUSION AS A FACTORY BUILT FIXTURE ▶

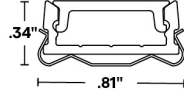
1 PRODUCT - DIMENSIONS



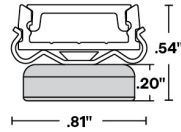
Profile



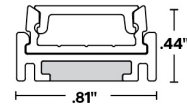
Profile with flat lens



Profile with stainless steel mounting clip



Profile with magnet mounting clip

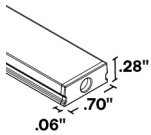


Profile with low profile magnet

END CAPS

One pair of end caps is provided with each length of extrusion ordered.

Flat end caps



Feed

To order separately, use THIN-EC

2 FINISH



Custom finishes require a longer lead time, consult factory



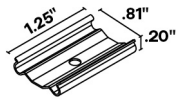
THIN

Field Assembled Extrusion - Surface & Recessed

SEE THIS EXTRUSION AS A FACTORY BUILT FIXTURE ▶

3 MOUNTING

SST



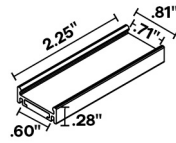
Stainless Steel Clip

2 clips provided for 4' or less; 4 clips provided for greater than 4'

To order separately use SST-01

Each clip comes with a #4 x 5/8" Flat Head SS

M4

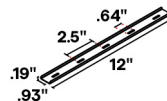


Low Profile Magnet

One M4 provided per foot.

To order separately use MG-04

MMA-04



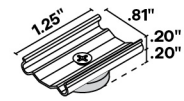
Magnet Mount
Accessory for M4

Sold separately, to order use MMA-04

Each bracket comes with 2 #6 x 5/8 Flat Head SS

Required when mounting to a non-magnetic surface

MG

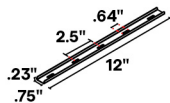


Magnet Clip

One MG provided per foot.

To order separately use MG-01

MMA-01



Magnet Mount
Accessory of MG-01

Sold separately, to order use MMA-01

Each bracket comes with 2 #6 x 5/8 Flat Head SS

Required when mounting to a non-magnetic surface

4 DIODE VISIBILITY



DF - Diffused lens

PR - Polar lens

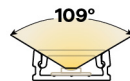
FR - Frosted lens

CL - Clear lens

PHOTOMETRIC PERFORMANCE

Nominal beam spread shown, beam spread varies based on light engine. For more detailed information, see factory built fixture photometric data.

CL



Clear 109°


COMPATIBLE ACCESSORIES

HINGE - HMB-M



Adjustable mounting
bracket - Medium

HINGE - HMB-L



Adjustable mounting
bracket - Large

HINGE - HMB-XL



Adjustable mounting
bracket - XLarge

Q-PIVOT




Small mounting
accessory

Q-ANGLE



Adjustable mounting
accessory

QUOVA-STANDARD



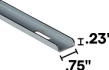
QUOVA Knife Edge

VHB




Double sided
mounting tape

MMA-01



Magnet Mount Accessory
of MG-01

MMA-04



Magnet Mount Accessory
of MG-04