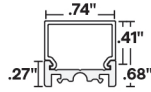





TRE3

Field Assembled Extrusion - Surface

SEE THIS EXTRUSION AS A FACTORY BUILT FIXTURE ▶



- An impressive solution for grid ceiling and surface mount applications because of its unique three-sided lens
- TRE3 has two engineered mounting clips: a surface mount hidden stainless steel clip and a ceiling mount plastic T-Bar clip
- Available in lengths up to 98.43"

1 PRODUCT	2 FINISH	3 MOUNTING	4 LENS	5 WIRE INPUT/OUTPUT	6 EXTRUSION LENGTH (IN)
TRE3			DF	NI	

Sample Part Number: **TRE3-ST-HSS-DF-NI-48"**

1 PRODUCT TRE3	2 FINISH ST Satin CU Custom Color Custom finishes require a longer lead time, consult factory	3 MOUNTING HSS Hidden Stainless Steel Clip TBC-01 9/16" Flat or Tegular TB-Grid TBC-02 15/16" Flat or Tegular TB-Grid Refer to following pages for mounting clip option details and provided quantities.
4 LENS DF Diffused For representation of LED visibility, see Diode Visibility section on following pages. For beam angles, see Photometric Performance section on following pages.	5 WIRE INPUT/OUTPUT NI Not Installed	6 EXTRUSION LENGTH (IN) 1" increments from 1" - 98.43" Tolerance +0.0"/-0.5"

COMPATIBLE LED STRIPS

	STATIC WHITE (SW)	STATIC WHITE STANDARD (SD-SW)	STATIC WHITE HIGH EFFICACY (SW-HE)	STATIC WHITE HIGH EFFICACY PLUS (SW-HE+)	STATIC WHITE EXTREME TEMP (SW-XT)	STATIC WHITE DOUBLE ROW (SW-DR)	STATIC WHITE HIGH EFFICACY DOUBLE ROW (SW-HE-DR)	DYNAMIC WHITE HIGH EFFICACY (DW-HE)	WARM DIM (WD)	STATIC COLOR (SC)	RGB	RGBW	RGBW HIGH EFFICACY (RGBW-HE)
DRY	✓ W/FT: 1.5, 3.0, 4.0, 5.0	✓ W/FT: 1.0, 2.0, 4.0, 6.0	✓ W/FT: 1.5, 3.0, 6.0	✓ W/FT: 3.0, 6.0				✓ W/FT: 1.5, 2.5	✓ W/FT: 6.0	✓ W/FT: 5.0	✓ W/FT: 6.0	✓ W/FT: 6.0	✓ W/FT: 4.0
DMP	✓ W/FT: 1.5, 3.0, 4.0, 5.0		✓ W/FT: 1.5, 3.0, 6.0					✓ W/FT: 1.5, 2.5	✓ W/FT: 6.0	✓ W/FT: 5.0	✓ W/FT: 6.0	✓ W/FT: 6.0	✓ W/FT: 4.0
ENC													
WET	✓ W/FT: 1.5, 3.0, 4.0, 5.0	✓ W/FT: 1.0, 2.0, 4.0			✓ W/FT: 3.0					✓ W/FT: 5.0			

Field modifications must comply with QTL's installation methods otherwise warranty is null & void | Ceiling grid mount | Three-sided lens | Painted end caps match the extrusion finish and have a white painted interior. Satin end caps utilize a metallic paint.

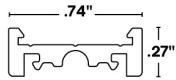


TRE3

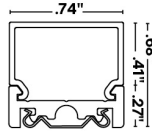
Field Assembled Extrusion - Surface

SEE THIS EXTRUSION AS A FACTORY BUILT FIXTURE ▶

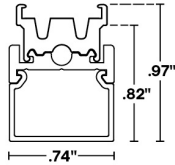
1 PRODUCT - DIMENSIONS



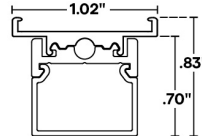
Profile



Profile with hidden stainless steel mounting clip



Profile with plastic T-Bar mounting clip

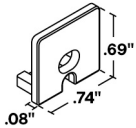


Profile with plastic T-Bar mounting clip

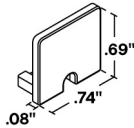
END CAPS

One pair of end caps is provided with each length of extrusion ordered.

Flat end caps



Feed



No Feed

To order separately, use TRE3-EC To order separately, use TRE3-EC

2 FINISH

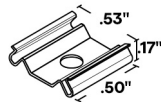


Satin

Custom finishes require a longer lead time, consult factory

3 MOUNTING

HSS



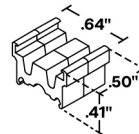
Hidden Stainless Steel Clip

2 clips provided for 4' or less; 4 clips provided for greater than 4'

To order separately use SST-02

Each clip comes with a #4 x 5/8" Flat Head SS

TBC-01



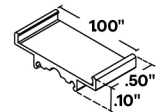
Plastic T-Bar Clip

Use on 9/16" Flat or Tegular Drop Ceiling

2 clips provided for first 12"; 1 clip provided for each additional 12" or less length

To order separately use TBC-01

TBC-02



Plastic T-Bar Clip

Use on 15/16" Flat or Tegular Drop Ceiling

2 clips provided for first 12"; 1 clip provided for each additional 12" or less length

To order separately use TBC-02



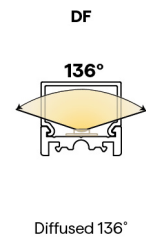
4

DIODE VISIBILITY



PHOTOMETRIC PERFORMANCE

Nominal beam spread shown, beam spread varies based on light engine. For more detailed information, see factory built fixture photometric data.



COMPATIBLE ACCESSORIES

<div>HINGE - HMB-M</div> <div></div> <div>Adjustable mounting bracket - Medium</div>	<div>HINGE - HMB-L</div> <div></div> <div>Adjustable mounting bracket - Large</div>	<div>HINGE - HMB-XL</div> <div></div> <div>Adjustable mounting bracket - XLarge</div>	<div>Q-PIVOT</div> <div></div> <div>Small mounting accessory</div>	<div>Q-ANGLE</div> <div></div> <div>Adjustable mounting accessory</div>	<div>SHIELD B - Small</div> <div></div> <div>For use within extrusions</div>	<div>SHIELD B - Medium</div> <div></div> <div>For use within extrusions</div>
--	---	---	--	---	--	---